

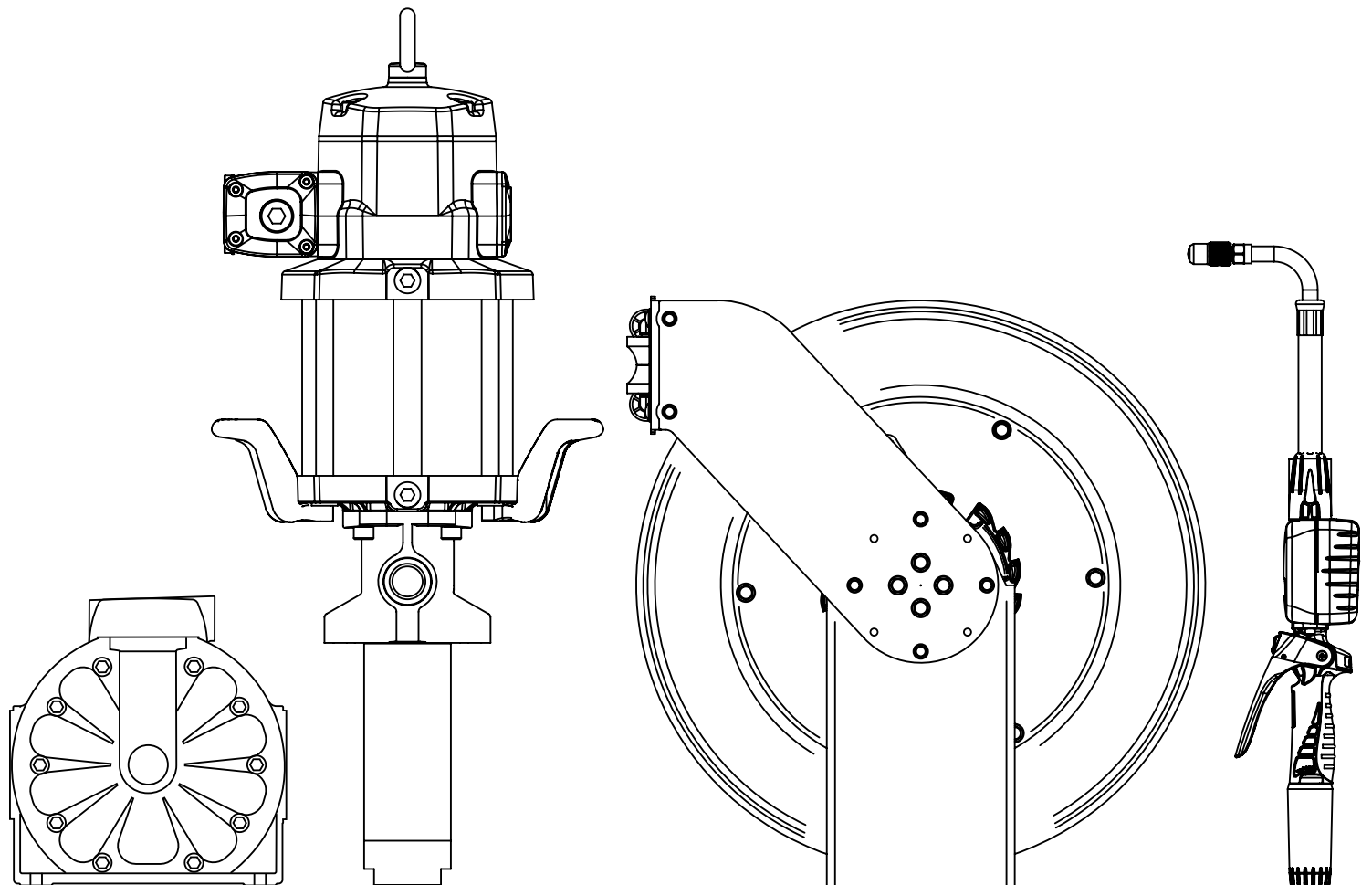


**V218**

# **PRODUCT CATALOGUE**

LUBRICATION EQUIPMENT

AUTOMOTIVE • PETROLEUM • INDUSTRIAL







Headquarters Offices and Technical Centre in Gijón (Spain)

## SAMOA QUALITY AND LEADERSHIP

### FLUID HANDLING TECHNOLOGY

SAMOA, a privately owned company, is a leading European manufacturer of Lubrication and Fluid Handling Equipment. SAMOA products are used for transfer, dispensing, dosing and recovery. SAMOA designs and manufactures a wide program that includes air operated piston and diaphragm pumps, volume flow meters, delivery guns, electronic components for inventory control systems, hose reels, hand pumps and accessories.

### PRODUCT DEVELOPMENT

Product research and development is a fundamental part of SAMOA's philosophy. We are in permanent contact with the market to identify new customer needs, that we satisfy with product improvements and new products.

### MANUFACTURING

SAMOA's headquarters have been in Gijón, on the Spanish North Coast, for over 60 years. SAMOA's manufacturing facilities are modern and equipped with the latest state-of-the-art production equipment and technology. We are committed to design and manufacturing excellence, environmental sustainability and a healthy and safe workplace; our work processes and facilities are consequently ISO 9001, ISO 14001 and OHSAS 18001 certified.

### DISTRIBUTION

Our products are available through a network of knowledgeable distributors. This global network provides a sales and consulting service, to identify the products that best meet each customer's needs, and when required offers after sales service to ensure the long and satisfactory use of our equipment.

### GLOBALLY COMPETITIVE

Our continuous product improvement process ensures that our products meet customer requirements worldwide, including in even the most demanding applications and environments. As a result, we are proud to say that SAMOA products are reliably working away, night and day, in more than 100 countries.



Research & Development and Manufacturing facility in Gijón (Spain)



## SAMOA: Leading Through Innovation

- ▶ RESEARCH & DEVELOPMENT
- ▶ PRODUCT DESIGN & ENGINEERING
- ▶ PRODUCT PROTOTYPING & TESTING
- ▶ ROBOTISED CNC MANUFACTURING
- ▶ QUALITY CONTROL INCLUDING FUNCTIONAL TESTING
- ▶ RAPID & RELIABLE ORDER FULFILLMENT
- ▶ EFFICIENT AFTER-SALES SERVICE



## INDEX



01

OIL PUMPS

### AIR OPERATED OIL PUMPS AND KITS

AIR OPERATED OIL PUMPS . . . . .	6
PUMPMASTER 2 - 1:1 RATIO OIL PUMPS . . . . .	8
PUMPMASTER 2 - 3:1 RATIO OIL PUMPS . . . . .	10
PUMPMASTER 2 ACCESSORIES, OTHER MOBILE OIL DISPENSERS . . . . .	13
PUMPMASTER 4 - 3:1 RATIO OIL PUMPS . . . . .	14
PUMPMASTER 4 - 5:1 RATIO OIL PUMPS . . . . .	15
PUMPMASTER 4 - 3:1 AND 5:1 OIL PUMPS INSTALLATION KITS AND ACCESSORIES . . . . .	16
PUMPMASTER 35 - 5:1 RATIO OIL PUMPS . . . . .	17
PUMPMASTER 35 - 8:1 RATIO OIL PUMPS . . . . .	18
PUMPMASTER 35 - 5:1 AND 8:1 OIL PUMPS INSTALLATION KITS AND ACCESSORIES . . . . .	19
PUMPMASTER 45 - 3:1 RATIO OIL PUMP . . . . .	20
PUMPMASTER 45 - 6:1 RATIO OIL PUMP . . . . .	21
PUMPMASTER 45 - 10:1 RATIO OIL PUMPS . . . . .	22
PUMPMASTER 60 - 6:1 RATIO OIL PUMP . . . . .	23
PUMPMASTER 60 - 12:1 RATIO OIL PUMP . . . . .	24
PUMPMASTER 45 AND 60 ACCESSORIES . . . . .	25
OIL PUMP ACCESSORIES . . . . .	26



02

GREASE PUMPS

### AIR OPERATED GREASE PUMPS AND KITS

AIR OPERATED GREASE PUMPS . . . . .	28
PUMPMASTER 3 - 55:1 RATIO GREASE PUMPS . . . . .	30
PUMPMASTER 35 - 60:1 RATIO GREASE PUMPS . . . . .	32
PUMPMASTER 3 AND PUMPMASTER 35 ACCESSORIES . . . . .	37
PUMPMASTER 45 - 25:1 RATIO GREASE PUMP . . . . .	38
PUMPMASTER 45 - 40:1 RATIO GREASE PUMPS . . . . .	39
PUMPMASTER 45 - 70:1 RATIO GREASE PUMPS . . . . .	40
PUMPMASTER 60 - 12:1 RATIO GREASE PUMP . . . . .	41
PUMPMASTER 60 - 80:1 RATIO GREASE PUMPS . . . . .	42
PUMPMASTER 45 & 60 INSTALLATION KITS . . . . .	43
PUMPMASTER 45 & 60 GREASE PUMP KITS . . . . .	44
PUMPMASTER 35, 45 & 60 GREASE PUMP KITS . . . . .	45
PUMPMASTER 45 & 60 GREASE PUMP ACCESSORIES . . . . .	46
GREASE PUMP ACCESSORIES . . . . .	47



03

OTHER FLUIDS PUMPS

### AIR OPERATED PUMPS FOR OTHER SERVICE FLUIDS

DIAPHRAGM PUMP INTRODUCTION . . . . .	50
DIRECTFLO® PUMP RANGE COMPARATIVE CHART . . . . .	51
DIRECTFLO® CUSTOM SERIES . . . . .	52
DIRECTFLO® FUNCTION SERIES . . . . .	53
DIRECTFLO® PERFORMER SERIES . . . . .	57
DIAPHRAGM PUMPS ACCESSORIES . . . . .	58
AIR OPERATED PISTON PUMPS FOR FLUIDS . . . . .	60



04

HOSE REELS

### HOSE REELS

HOSE REEL MOUNTING RECOMMENDATIONS . . . . .	62
RM-12 DOUBLE PEDESTAL DOUBLE ARM HOSE REELS . . . . .	63
RM-12S SINGLE ARM ALUMINIUM HOSE REELS . . . . .	64
RM-12CL INDIVIDUALLY ENCLOSED HOSE REELS . . . . .	65
RM-12L HEAVY DUTY HOSE REELS . . . . .	66
RM-34 HEAVY DUTY HOSE REELS . . . . .	67
RM-100 HEAVY DUTY LARGE CAPACITY HOSE REELS . . . . .	68
RM-150 HEAVY DUTY LARGE DELIVERY HOSE REELS . . . . .	69
COMPACT REELS FOR AIR AND CABLE . . . . .	70
HOSE REEL ACCESSORIES . . . . .	71

## INDEX



05

VALVES AND METERS

### FLUID DISPENSE VALVES AND METERS

CONTROL VALVES FOR DISPENSING OIL AND OTHER FLUIDS	74
ELECTRONIC METERED CONTROL VALVES FOR DISPENSING OIL AND OTHER FLUIDS	76
MECHANICAL METERED CONTROL VALVES FOR DISPENSING OIL AND OTHER FLUIDS	78
MECHANICAL METERED PRESET CONTROL VALVES FOR DISPENSING OIL AND OTHER FLUIDS	79
IN-LINE METERS	80
PULSE TRANSMITTERS	81
OTHER METERS AND ACCESSORIES	82
GREASE GUNS AND ACCESSORIES	83
OIL BARS, SPIGOT VALVES AND OTHER FLUID DISPENSE GUNS	84



06

MANAGEMENT SYSTEMS

### INVENTORY MANAGEMENT SYSTEMS

NEX-U-® NEW GENERATION FLUID MANAGEMENT SYSTEM	86
NEX-U-® CONNECTABILITY	92



07

WASTE OIL

### WASTE OIL EQUIPMENT

USED FLUID COLLECTION UNITS	96
WASTE OIL SUCTION AND GRAVITY RECEIVERS, 100 AND 70 LITRES	97
WASTE OIL DRAIN UNITS	98
WASTE OIL EVACUATION PUMP KITS	99
EVACUMASTER WASTE OIL SUCTION UNIT	100
WASTE OIL EQUIPMENT ACCESSORIES / SPECIALTY DRAINERS	101



08

ELECTRIC PUMPS

### DIESEL, OIL AND ADBLUE®/DEF ELECTRIC PUMPS AND KITS

DC DIESEL PUMPS AND KITS - POLUX SERIES	104
AC DIESEL PUMPS AND KITS - POLARIS SERIES	105
DIESEL PUMP ACCESSORIES	107
OIL PUMPS WITH ELECTRIC MOTOR - FLOWSTAR SERIES	108
OIL ELECTRIC PUMP KITS - FLOWSTAR SERIES	109
ADBLUE®/DEF PUMPS KITS AND MOBILE UNITS - AIR OPERATED PUMPS	110
ADBLUE®/DEF PUMPS KITS AND MOBILE UNITS - ELECTRIC PUMPS	111



09

LUBRICATION TOOLS

### LUBRICATION TOOLS AND ACCESSORIES

GREASE NIPPLES	113
GREASE CONNECTORS	116
LEVER ACTION GREASE PUMPS	117
MANUAL HAND HELD GREASE PUMPS	118
AIR OPERATED AND BATTERY HAND HELD GREASE PUMPS, FILLER PUMPS AND FITTINGS	119
GREASE COMPRESSORS AND BUCKET PUMPS	120
DRUM PUMPS FOR OIL	121
DRUM PUMPS FOR VARIOUS FLUIDS	122
FUNNELS, MEASURES, GRAVITY COCKS, JERRY CANS AND OIL SUCTION PUMPS	123
AIR TREATMENT UNITS (FRLS)	124
AIR COUPLERS AND CONNECTION ADAPTORS FOR COMPRESSED AIR	125

10

### PART NUMBER INDEX

127

# 01 AIR OPERATED OIL PUMPS AND KITS

AIR OPERATED OIL PUMPS . . . . .	6
PUMPMAS <sup>TM</sup> 2 - 1:1 RATIO OIL PUMPS . . . . .	8
PUMPMAS <sup>TM</sup> 2 - 3:1 RATIO OIL PUMPS . . . . .	10
PUMPMAS <sup>TM</sup> 2 ACCESSORIES, OTHER MOBILE OIL DISPENSERS . . . . .	13
PUMPMAS <sup>TM</sup> 4 - 3:1 RATIO OIL PUMPS . . . . .	14
PUMPMAS <sup>TM</sup> 4 - 5:1 RATIO OIL PUMPS . . . . .	15
PUMPMAS <sup>TM</sup> 4 - 3:1 AND 5:1 OIL PUMPS INSTALLATION KITS AND ACCESSORIES . . . . .	16
PUMPMAS <sup>TM</sup> 35 - 5:1 RATIO OIL PUMPS . . . . .	17
PUMPMAS <sup>TM</sup> 35 - 8:1 RATIO OIL PUMPS . . . . .	18
PUMPMAS <sup>TM</sup> 35 - 5:1 AND 8:1 OIL PUMPS INSTALLATION KITS AND ACCESSORIES . . . . .	19
PUMPMAS <sup>TM</sup> 45 - 3:1 RATIO OIL PUMP . . . . .	20
PUMPMAS <sup>TM</sup> 45 - 6:1 RATIO OIL PUMP . . . . .	21
PUMPMAS <sup>TM</sup> 45 - 10:1 RATIO OIL PUMPS . . . . .	22
PUMPMAS <sup>TM</sup> 60 - 6:1 RATIO OIL PUMP . . . . .	23
PUMPMAS <sup>TM</sup> 60 - 12:1 RATIO OIL PUMP . . . . .	24
PUMPMAS <sup>TM</sup> 45 AND 60 ACCESSORIES . . . . .	25
OIL PUMP ACCESSORIES . . . . .	26



It all starts with the pump; the heart of the system. The choice of a pump requires considering a wide variety of factors so that your system will provide years of dependable service. SAMOA has engineered a broad offering of oil pumps to handle a wide variety of applications. This range of pumps will fit original containers of different sizes and bulk storage tanks; covering applications that range from the transfer of oil to very large centralized systems.

**PRESSURE AND VOLUME**

An important, and often confusing, aspect of selecting a pump is how to determine which pump ratio and what pump size to select. The pump ratio is calculated by dividing the surface area of the air motor piston by the surface area of the fluid piston. The maximum pressure at the pump outlet is determined by multiplying the air inlet pressure by the pump pressure ratio. Restrictions such as the pipe length and diameter, hoses, hose reels, solenoid valves, pulse meters, control handles, and other system components create friction in the system. Sufficient fluid pressure is needed to overcome this friction, in order to get the required volume of oil to each dispense point.

Pump size determines the amount of fluid flowing through the piston pump outlet during each cycle of the pump. Three different sizes of pumps, with the same ratio, will each deliver a different flow rate. It is important to consider a variety of factors (number of dispense points, desired delivery, product dispensed...) in choosing the proper pump size for your system.



**STANDARD DUTY**

**UTILITY PUMP**



**HEAVY-DUTY**



Maximum line length and number of simultaneous dispense outlets also depends on the line diameter, fluid viscosity and required delivery.

	<b>PUMPMASTER 2 1:1</b>	<b>PUMPMASTER 2 3:1</b>	<b>PUMPMASTER 4 3:1</b>	<b>PUMPMASTER 4 5:1</b>	<b>PUMPMASTER 35 5:1</b>	<b>PUMPMASTER 35 8:1</b>
<b>PUMP DESCRIPTION</b>	Utility Transfer	Utility Medium Pressure	Standard Duty Medium Pressure	Standard Duty Medium Pressure	Heavy-Duty Medium Pressure	Heavy-Duty High Pressure
<b>SIMULTANEOUS OPERATION OUTLETS</b>	1 (no reels)	1	1 to 2	1 to 2	1 to 3	1 to 2
<b>MAX. LINE LENGTH</b>	30 m - 100'	60 m - 200'	60 m - 200'	150 m - 500'	150 m - 500'	200 m - 650'
<b>APPLICATION</b>	Service shops In-plant oil transfer Agriculture Marine	Auto dealers Service shops Fast lube centers Agriculture Marine	Auto dealers Service shops Fleet service Fast lube centers In-plant	Auto and truck dealers Fleet service Marine In-plant	Auto and truck dealers Fleet service Mining and construction Lube trucks Railroad and mass transit Marine In-plant	Vehicle maintenance Fleet service Marine Mining and construction Lube truck



## HEAVY-DUTY



<b>PUMPMASTER 45 - 3:1</b>	<b>PUMPMASTER 45 - 6:1</b>	<b>PUMPMASTER 45 - 10:1</b>	<b>PUMPMASTER 60 - 6:1</b>	<b>PUMPMASTER 60 - 12:1</b>
Heavy-Duty Volume Transfer	Heavy-Duty High Flow	Heavy-Duty Pressure Flow	Heavy-Duty High Delivery	Heavy-Duty High Performance
3 to 4	3 to 4	3 to 4	3 to 4	3 to 4
75 m - 250'	160 m - 525'	240 m - 800'	160 m - 525'	250 m - 800'
Construction equipment Mining equipment Large fleets Railroad and mass transit Marine In-plant oil distribution	Large auto and truck dealers Construction equipment Mining equipment Railroad and mass transit Large fleets Lube trucks Marine In-plant oil distribution	Large auto and truck dealers Construction equipment Mining equipment Railroad and mass transit Large fleets Lube trucks Marine In-plant oil distribution	Very large auto and truck dealers Construction equipment Mining equipment Large fleets Railroad and mass transit Marine In-plant oil distribution	Very large auto and truck dealers Construction equipment Mining equipment Large fleets Railroad and mass transit Marine In-plant oil distribution

Double acting air operated low pressure pumps for transferring lubricants. Pumps include height adjustable 2" BSP (M) bung adaptor for tank or drum bung mounting.



**FLUIDS HANDLED**

- Synthetic and mineral based lubricants.
- Transmission fluid.
- Hydraulic oil.
- Diesel.

**MARKETS SERVED**

- Service shops.
- In plant oil transfer.
- Agriculture.
- Marine.
- Mining and construction.

MODELS				
PART No.	APPLICATION	PUMP TUBE HEIGHT	TOTAL HEIGHT	WEIGHT
351 120	Universal stub pump	215 mm	500 mm	2,5 kg
356 120	60 l (16 gal) drum bung mounted	700 mm	985 mm	4,8 kg
352 120	205 l (55 gal) drum bung mounted	915 mm	1.200 mm	5,4 kg

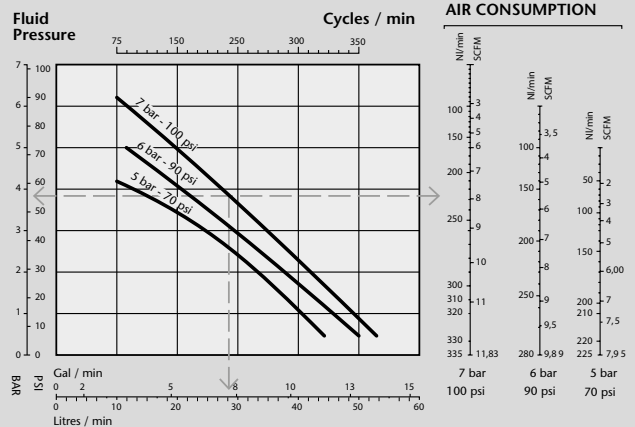
TECHNICAL DATA	
Pump pressure ratio	1:1
Air pressure operating range	1,5 - 10 bar (20 to 140 psi)
Air consumption <sup>(1)</sup>	150 NL/min (5.3 cfm)
Maximum fluid outlet pressure	10 bar (140 psi)
Air motor diameter	51 mm (2")
Air motor effective diameter	35 mm (1.4")
Air motor stroke	75 mm (3")
Delivery at 150 cpm	20 l/min (5.3 US gpm)
Maximum free flow delivery <sup>(2)</sup>	52 l/min (13,7 US gpm)
Air inlet	1/4" BSP (F)
Fluid inlet (short pump only)	1" BSP (F)
Fluid outlet	3/4" BSP (F)
Wetted and seal materials	Aluminium / Steel / NBR / Acetal / Polyurethane
Noise level <sup>(3)</sup>	80 dB

(1) Air consumption with 6 bar air inlet pressure and 150 cycles per minute.

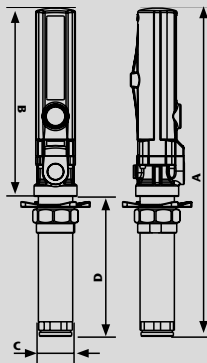
(2) Maximum free delivery at 7 bar.

(3) Maximum noise level measured at 1 m from the pump, 7 bar air pressure and free delivery.

**SAE 30 - 20 °C (68 °F) CAPACITY**



DIMENSIONS (mm)			
MODEL	351 120	356 120	352 120
A (mm)	500	985	1.200
B (mm)	285	285	285
C (mm)	52	52	52
D (mm)	215	700	915



## PUMPMASTER 2 - 1:1 RATIO OIL PUMPS



### PUMPMASTER 2 - 1:1 PUMP PACKAGES FOR 205 LITRE DRUMS

Packages with air operated low pressure transfer pump. The pump is designed to fit through the 2" bung opening on 50 and 205 l oil drums or to be mounted on a lid for open drums. The pump is fixed using a height adjustable bung adapter.

1:1 ratio pumps are used for a clean and efficient transfer of lubricants, from their original drum to miscellaneous portable grease and oil pumps, buckets, auxiliary tanks, etc., without the risk of lubricant contamination.

An air valve or an optional pressure regulator allows the user to adjust the pump speed and the lubricant flow rate. This is useful when filling open buckets to prevent splashing or to avoid overflow when reaching the top of a container.

454 002

454 003

454 010

454 009



PART No.	DESCRIPTION	APPLICATION	PUMP	HOSE	DELIVERY GUN	AIR INLET ACCESSORY	APPROX.. DELIVERY
<b>454 002</b>	1:1 high volume transfer package	205 l drums	352 120	3 m x 3/4" 362 303	High delivery nozzle 361 000	Needle air valve 950 302	30 l/min <sup>(1)</sup>
<b>454 003</b>	1:1 transfer package	205 l drums	352 120	3 m x 1/2" 362 103	Oil control gun 363 115	–	15 l/min <sup>(1)</sup>
<b>454 010</b>	1:1 transfer package, metered	205 l drums	352 120	3 m x 1/2" 362 103	Hose end meter 365 535	–	10 l/min <sup>(1)</sup>
<b>454 009</b> <sup>(3)</sup>	1:1 grease transfer package	185 kg drums	352 120	3 m x 3/4" 362 303	Ball valve with angled nozzle	Needle air valve 950 302	3,2 kg/min <sup>(2)</sup>

(1) Delivery with SAE30 oil at 7 bar inlet pressure and 20 °C temperature.

(2) Delivery with NLG12 grease at 7 bar inlet pressure and 20 °C temperature.

(3) Model 454 009 also includes drum cover PN 418 006 and follower plate PN 417 004 for 185 kg grease drums.

#### Not included options:

**239 000:** 1/4" BSP (MM) connection adaptor.

**240 200:** Air pressure regulator 0 - 12 bar, 1/4" BSP (FF)

**240 500:** Air filter and pressure regulator, 0 - 12 bar, 1/4" BSP (FF).

Double acting air operated medium pressure pumps for dispensing lubricants from mobile units, oil distribution packages and small systems. Pumps include height adjustable 2" BSP (M) bung adaptor for tank or drum bung mounting. Built in port for optional pressure relief valve (PN 609 007).



**FLUIDS HANDLED**

- Synthetic and mineral based lubricants.
- Hydraulic oil.
- Gear oil.
- Transmission fluid.

**MARKETS SERVED**

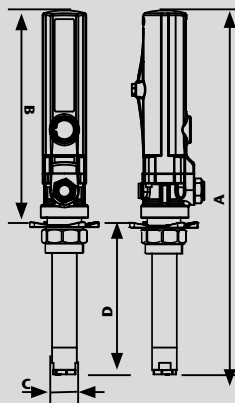
- Auto dealers.
- Service shops.
- Fast lube centres.
- Agriculture.
- Marine.
- Mining and construction.

MODELS				
PART No.	APPLICATION	PUMP TUBE HEIGHT	TOTAL HEIGHT	WEIGHT
353 120	Universal stub pump	200 mm	495 mm	2 kg
358 120	60 l (16 gal) drum bung mounted	700 mm	995 mm	3 kg
354 120	205 l (55 gal) drum bung mounted	905 mm	1.200 mm	3,5 kg

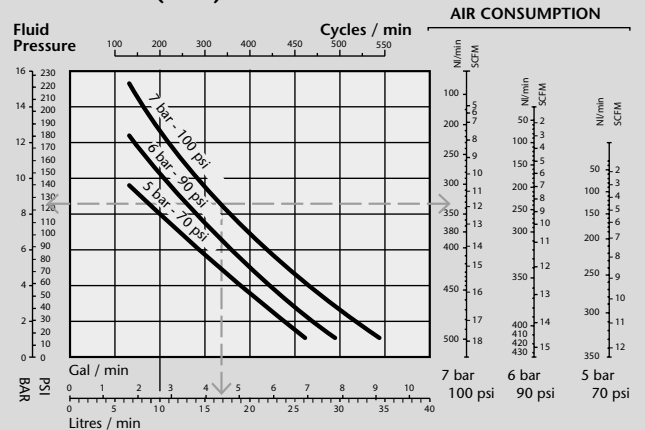
TECHNICAL DATA	
Pump pressure ratio	3:1
Air pressure operating range	1,5 - 10 bar (20 to 140 psi)
Air consumption <sup>(1)</sup>	180 NL/min (6.4 cfm)
Maximum fluid outlet pressure	30 bar (420 psi)
Air motor diameter	51 mm (2")
Air motor effective diameter	35 mm (1.4")
Air motor stroke	75 mm (3")
Delivery at 200 cpm	10 l/min (2.7 US gpm)
Maximum free flow delivery <sup>(2)</sup>	35 l/min (9.3 US gpm)
Air inlet	1/4" BSP (F)
Fluid inlet (short pump only)	3/4" BSP (F)
Fluid outlet	1/2" BSP (F)
Wetted and seal materials	Aluminium / Steel / NBR / PTFE
Noise level <sup>(3)</sup>	80 dB

(1) Air consumption with 6 bar air inlet pressure and 200 cycles per minute.  
 (2) Maximum free delivery at 7 bar.  
 (3) Maximum noise level measured at 1 m from the pump, 7 bar air pressure and free delivery.

DIMENSIONS (mm)			
MODEL	353 120	358 120	354 120
A (mm)	495	995	1.200
B (mm)	295	295	295
C (mm)	34	34	34
D (mm)	200	700	905



**SAE 30 - 20 °C (68 °F) CAPACITY**



# PUMPMASTER 2 - 3:1 RATIO OIL PUMPS



Lubricant dispensing and transfer require more than a bare pump. SAMOA offers a range of pump packages and installation kits that include all the accessories needed to efficiently dispense or transfer lubricants. Packages and kits can be used with 205 litre oil drums, 1.000 l IBCs and tanks. They provide an easy solution to common applications.



## PUMPMASTER 2 - 3:1 OIL PUMP PACKAGES

PART No.	DESCRIPTION	APPLICATION	PUMP	HOSE	DELIVERY GUN	APPROX. DELIVERY
454 110	3:1 transfer metered package	205 l drums	354 120	3 m x 1/2" (362 103)	Hose end meter 365 535	12 l/min <sup>(1)</sup>
454 111	3:1 transfer package	205 l drums	354 120	3 m x 1/2" (362 103)	Oil control gun 363 115	15 l/min <sup>(1)</sup>
454 100	Transfer pump with spigot valve	205 l drums	352 220 <sup>(3)</sup>	-	Oil spigot valve 361 100 and tray 736 462	23 l/min <sup>(1)</sup>
454 150	3:1 transfer pump + IBC side bracket <sup>(2)</sup>	1.000 l IBC	353 120	6 m x 1/2" (362 106)	Hose end meter 365 535	12 l/min <sup>(1)</sup>

(1) Delivery with SAE 30 oil at 7 bar inlet pressure and 20 °C room temperature.  
 (2) Includes suction hose 745 304 with elbow and connection accessories.  
 (3) 2:1 pressure ratio pump.



## PUMPMASTER 2 - 3:1 OIL PUMP KITS

	PUMPMASTER 2 TANK MOUNTED PUMP KIT	PUMPMASTER 2 WALL MOUNTED PUMP KIT	PUMPMASTER 2 DRUM BUNG MOUNTED PUMP KIT
PART No.	379 003	379 000	379 300
APPLICATION	Tanks	205 l drums	205 l drums
PUMP	353 120	353 120	354 120
SUCTION KIT	1.400 mm suction tube 368 104	367 102	-
HOSE CONNECTION KIT	362 910	362 910	362 910

### PUMP PACKAGE AND KIT ACCESSORIES

- 239 000:** 1/4" BSP (MM) connection adaptor.
- 240 200:** Air pressure regulator, 0-12 bar, 1/4" BSP (FF).
- 240 500:** Air filter and pressure regulator, 0-12 bar, 1/4" BSP (FF).
- 609 007:** Pressure relief valve, 1/4" BSP (M) - 60 bar approx. opening pressure. When mounted to the pump body, prevents damage in the system caused by over pressure produced by thermal expansion (1 °C increase in temperature can cause up to 10 bar increase in the system pressure).
- 950 300:** 1/2" BSP (FF) ball valve.

## PUMPMASTER 2 - 3:1 RATIO OIL PUMPS

454 605



454 659



454 694



454 699



### PUMPMASTER 2 - 3:1 OIL PUMP PACKAGES

PART No.	APPLICATION	PUMP	HOSE END METER	HOSE REEL	PUMP CONNECTION KIT	SUCTION KIT	PUMP BRACKET	DRIP POCKET
<b>454 605</b>	205 l drum, drum mounted	354 120	365 535	506 202	362 910	-	-	-
<b>454 600</b>	205 l drum, drum mounted	354 120	365 535	501 200	362 910	-	-	-
<b>454 651</b>	205 l drum, wall mounted	353 120	365 535	506 202	362 910	367 000	360 102	360 127
<b>454 653</b>	205 l drum, wall mounted	353 120	365 535	501 200	362 910	367 000	360 102	360 127
<b>454 659</b>	205 l drum, wall mounted	353 120	365 535	507 202	362 910	367 000	360 102	360 127
<b>454 694</b>	1.000 l IBC, IBC top mounted	353120	365 535	506 202	-	745 300 + 745 301 + 945 572	360 102 + 360 106	-
<b>454 695</b>	1.000 l IBC, IBC top mounted	353 120	365 535	501 200	-	745 300 + 745 301 + 945 572	360 102 + 360 106	-
<b>454 699</b>	1.000 l IBC, IBC side mounted	353 120	365 535	506 202	-	745 301 + 745 302 + 945 572	360 102 + 360 107	-
<b>454 697</b>	1.000 l IBC, IBC side mounted	353 120	365 535	501 200	-	745 301 + 745 302 + 945 572	360 102 + 360 107	-

376 300 - 376 610 - 378 120

### MOBILE UNITS WITH PUMPMASTER 3:1 OIL PUMP



PART No.	APPLICATION	PUMP	HOSE END METER	DELIVERY HOSE	TROLLEY	OTHER ACCESSORIES
<b>370 400</b>	50 l drum	358 120	365 535	3 m x 1/2" 362 103	431 000	Drum cover 418 010
<b>328 010</b>	Self contained, 70 l	358 120	365 535	3 m x 1/2" 362 103	373 310	Self contained 70 l tank
<b>376 300</b>	205 l drum	354 120	365 535	3 m x 1/2" 362 103	432 000	-
<b>376 610</b>	205 l drum	353 120	365 535	3 m x 1/2" 362 103	432 814	Suction hose 367 011
<b>378 120</b>	205 l drum	353 120	365 535	10 m hose reel 506 202	432 814	Suction hose 367 011



## PUMPMASTER 2 ACCESSORIES, OTHER MOBILE OIL DISPENSERS



### PUMPMASTER 2 ACCESSORIES

360 102



**360 102 Wall bracket**  
**360 120 Floor bracket**

360 120



360 001



#### BUNG ADAPTORS 2" (M) CONNECTION FOR DRUM AND TANKS BUNG OPENINGS

**360 000 Bung adaptor for PM2 3:1 pumps**  
Pump tube outside diameter: 34 mm.

**360 001 Bung adaptor for PM2 1:1 pumps**  
Pump tube outside diameter: 52 mm.

#### AIR ACCESSORIES

See page 27 for air accessories.

367 000



#### SUCTION ASSEMBLIES AND SUCTION HOSES

Suction assemblies for wall mounted stub pumps. Assemblies include Ø 42 suction tube with foot valve, height adjustable 2" bung adaptor and 2 m x 3/4" rubber connection hose.

#### **367 000 Suction assembly for 1.000 l IBC and 205 l drums**

1.060 mm suction tube.

#### **367 003 Suction assembly for tanks**

1.600 mm suction tube.

#### **367 011 spring reinforced transparent suction hose**

For 205 l drums and 1.000 l IBC. 3 m x 3/4".

#### **367 012 spring reinforced transparent suction hose with foot valve**

For 205 l drums and 1.000 l IBC. 3 m x 3/4", includes foot valve.

#### **367 102 Pump suction kit**

Includes suction assemble 367 000 and pump bracket 360 102.

367 011



362 910



#### HOSE CONNECTION KIT

**362 910 PM2 pump connection kit**  
1 m x 1/4" air hose 246 010, one 1/2" BSP (M) x 1/4" BSP (F) connection adapter 945 516, 1 m x 1/2" oil hose with 1/2" BSP (MM) fittings, one automatic quick air coupling 1/4" BSP (F) 253 114 and one quick air connector 1/4" BSP (M).

609 007



#### PRESSURE RELIEF VALVE

SAMOA pumps include a 1/4" plug that can be removed and replaced with a pressure relief valve.

#### **609 007 Pressure relief valve**

Opens at approx. 60 bar. Possibility to connect either a 1/4" hose with a clamp or a hose with 1/8" BSP (F) fitting as oil return live.

### OTHER MOBILE OIL DISPENSERS



#### PRESSURIZED LUBRICANT DISPENSERS 25 LITRES

Mobile unit for viscous lubricants. 25 l container that must be pressurized using a tire inflator (maximum 7 bar (100 psi)). With safety valve and 1,5 m delivery hose with oil gun.

**324 000 Pressurized lubricant dispenser, 25 litres.**

**324 010 Pressurized lubricant dispenser, 25 litres with meter.**



#### SELF CONTAINED AIR OPERATED LUBRICANT DISPENSER 25 LITRES

Mobile unit for viscous lubricants. 25 l capacity tank with 2:1 pneumatic pump, oil meter at pump outlet, 1,5 m delivery hose and oil gun with non-drip tip.

**327 020 Self contained air operated lubricant dispenser with meter, 25 litres.**



#### SELF CONTAINED HAND OPERATED LUBRICANT DISPENSERS 25 LITRES

Mobile unit for viscous lubricants. 25 l capacity tank with hand pump and a 1,5 m delivery hose with angled spout.

**325 000 Self contained hand operated lubricant dispenser, 25 litres.**

**325 010 Self contained hand operated lubricant dispenser with meter, 25 litres.** Includes in line meter at pump outlet.



#### SELF CONTAINED HAND OPERATED LUBRICANT DISPENSERS 70 LITRES

Mobile unit for viscous lubricants. 70 l capacity tank with hand pump and a 1,5 m delivery hose with angled spout.

**326 000 Self contained hand operated lubricant dispenser, 70 litres.**

**326 010 Self contained hand operated lubricant dispenser with meter, 70 l**  
With in line meter at pump outlet.

# PUMPMASTER 4 - 3:1 RATIO OIL PUMPS

340 120

STANDARD DUTY MEDIUM PRESSURE PUMPS

Double acting air operated medium pressure high volume pumps for dispensing lubricants in medium size installations. Pumps include height adjustable 2" BSP (M) bung adaptor for drum and tank bung mounting. Built in port for optional pressure relief valve (PN 609 007).



### FLUIDS HANDLED

- Synthetic and mineral based lubricants.
- Gear oil.
- Hydraulic oil.
- Transmission fluid.

### MARKETS SERVED

- Vehicle maintenance centres and auto dealers.
- Fleet service.
- Fast lube centres.
- In-plant.

MODELS				
PART No.	APPLICATION	PUMP TUBE HEIGHT	TOTAL HEIGHT	WEIGHT
340 120	Universal stub pump	200 mm	585 mm	5,7 kg
341 120	205 l (55 gal) drum bung mounted	910 mm	1.295 mm	7,7 kg

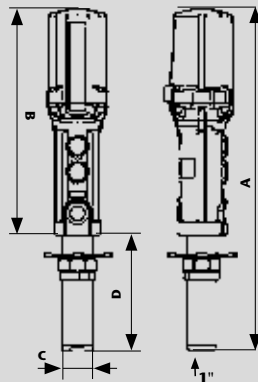
TECHNICAL DATA	
Pump pressure ratio	3:1
Air pressure operating range	1,5 - 10 bar (20 to 140 psi)
Air consumption <sup>(1)</sup>	285 NL/min (10 cfm)
Maximum fluid outlet pressure	30 bar (420 psi)
Air motor diameter	88 mm (3.5")
Air motor effective diameter	60 mm (2.4")
Air motor stroke	100 mm (4")
Delivery at 85 cpm	10 l/min (2.7 US gpm)
Maximum free flow delivery <sup>(2)</sup>	42 l/min (11.1 US gpm)
Air inlet	3/8" BSP (F)
Fluid inlet (short pump only)	1" BSP (F)
Fluid outlet	3/4" BSP (F)
Wetted and seal materials	Aluminium / Steel / Polyurethane / NBR / PTFE
Noise level <sup>(3)</sup>	93 dB

(1) Air consumption with 6 bar air inlet pressure and 10 l/min delivery.

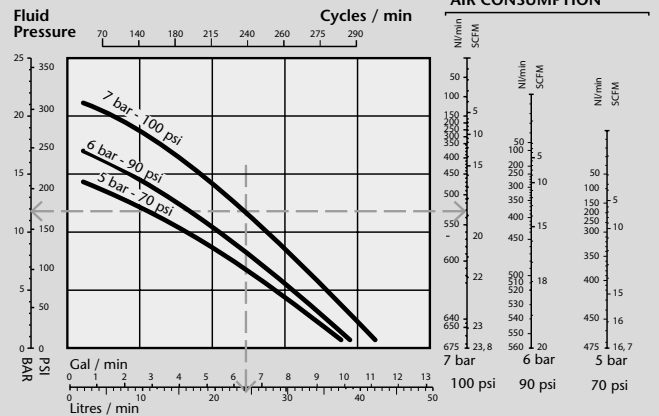
(2) Maximum free delivery at 7 bar.

(3) Maximum noise level measured at 1 m from the pump, 7 bar air pressure and free delivery.

DIMENSIONS (mm)		
MODEL	340 120	341 120
A (mm)	585	1.295
B (mm)	385	385
C (mm)	52	52
D (mm)	200	910



### SAE 30 - 20 °C (68 °F) CAPACITY



# PUMPMASTER 4 - 5:1 RATIO OIL PUMPS



STANDARD DUTY MEDIUM PRESSURE PUMPS

347 120

Double action air operated medium pressure pumps for dispensing lubricants in medium to large size installations, that include multiple outlets with simultaneous operation. Pumps include height adjustable 2" BSP (M) bung adaptor for drum and tank bung mounting. Built in port for optional pressure relief valve (PN 609 007).

## FLUIDS HANDLED

- Synthetic and mineral based lubricants.
- Gear oil.
- Hydraulic oil.
- Transmission fluid.

## MARKETS SERVED

- Auto and truck dealers.
- Fleet service facilities.
- Marine.
- In-plant.

## MODELS

PART No.	APPLICATION	PUMP TUBE HEIGHT	TOTAL HEIGHT	WEIGHT
<b>347 120</b>	Universal stub pump	278 mm	663 mm	5,6 kg
<b>348 120</b>	205 l (55 gal) drum bung mounted	915 mm	7,4 kg	

## TECHNICAL DATA

Pump pressure ratio	5:1
Air pressure operating range	1,5 - 10 bar (20 to 140 psi)
Air consumption <sup>(1)</sup>	400 NL/min (14 cfm)
Maximum fluid outlet pressure	50 bar (700 psi)
Air motor diameter	88 mm (3.5")
Air motor effective diameter	60 mm (2.4")
Air motor stroke	100 mm (4")
Delivery at 125 cpm	10 l/min (2.7 US gpm)
Maximum free flow delivery <sup>(2)</sup>	25 l/min (6.6 US gpm)
Air inlet	3/8" NPSM
Fluid inlet (short pump only)	1" BSP (F)
Fluid outlet	3/4" NPSM
Wetted and seal materials	Aluminium / Steel / Polyurethane / NBR / PTFE
Noise level <sup>(3)</sup>	95 dB

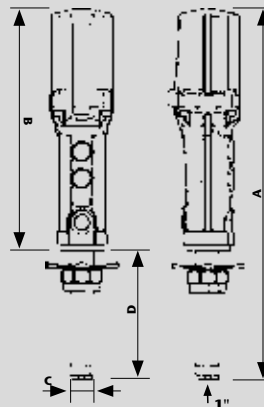
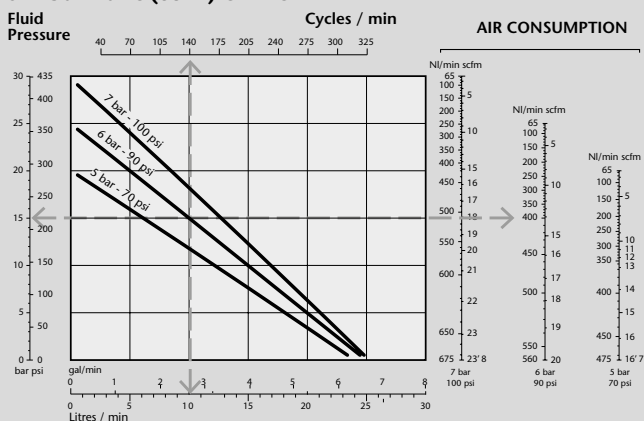
(1) Air consumption with 6 bar air inlet pressure and 10 l/min delivery.

(2) Maximum free delivery at 7 bar.

(3) Maximum noise level measured at 1 m from the pump, 7 bar air pressure and free delivery.



## SAE 30 - 20 °C (68 °F) CAPACITY



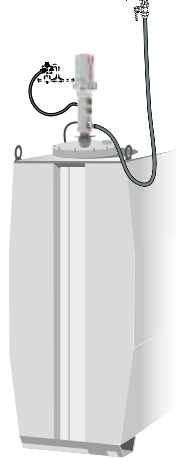
## DIMENSIONS (mm)

MODEL	347 120	348 120
A (mm)	663	1.300
B (mm)	385	385
C (mm)	42	42
D (mm)	278	915

## PUMPMASTER 4 - 3:1 AND 5:1 OIL PUMPS INSTALLATION KITS AND ACCESSORIES

Installing an oil pump in a distribution system requires more than a bare pump. SAMOA offers a range of installation kits that include all the accessories needed to efficiently dispense or transfer lubricants. Kits can be used with 205 litre oil drums, 1.000 litre IBCs and tanks and they provide an easy solution to common applications.

379 503



379 500



379 504



	TANK MOUNTED PUMP KIT		WALL MOUNTED PUMP KIT		205 L DRUM MOUNTED PUMP KIT	
PUMP RATIO	PM4 - 3:1	PM4 - 5:1	PM4 - 3:1	PM4 - 5:1	PM4 - 3:1	PM4 - 5:1
KIT PART NUMBER	379 403	379 503	379 400	379 500	379 404	379 504
PUMP	340 120	347 120	340 120	347 120	341 120	348 120
SUCTION KIT	368 105 1.400 mm suction tube	368 105 1.400 mm suction tube	367 105	367 105	-	-
HOSE CONNECTION KIT	362 911	362 911	362 911	362 911	362 911	362 911

### PUMP KIT ACCESSORIES

**239 004:** 1/2" BSP (MM) connection adaptor

**241 201:** Air pressure regulator, 0-12 bar, 3/8" BSP (F) - 1/2" BSP (F)

**241 501:** Air filter and pressure regulator, 0-12 bar, 3/8" BSP (F) - 1/2" BSP (F)

**609 007:** Pressure relief valve, 1/4" BSP (M) - 60 bar approx. opening pressure. When mounted to the pump body, prevents damage in the system caused by over pressure produced by thermal expansion (1 °C increase in temperature can cause up to 10 bar increase in the system pressure).

**950 303:** 3/4" BSP (FF) ball valve.

### PUMPMASTER 4 PUMP ACCESSORIES

360 102



**360 102 Wall bracket**  
**360 120 Floor bracket**

360 120



367 000



### SUCTION ASSEMBLIES AND SUCTION HOSES

Suction assemblies for wall mounted stub pumps. Assemblies include Ø 42 suction tube with foot valve, height adjustable 2" bung adaptor and 2 m x 3/4" rubber connection hose.

**367 000 Suction assembly for 1.000 litre IBC and 205 litre drums**

1.060 mm suction tube.

**367 003 Suction assembly for tanks**

1.600 mm suction tube.

**362 400 1 m x 1" connection hose.** For connecting a PM4 pump to tank 1" BSP (M) connection on both sides, with a 90° connection on one side.

**945 670 1" BSP (M) x 3/4" BSP (M) connection adaptor**

Required for connecting the suction assemblies to a PM4 pump.

360 002



**BUNG ADAPTOR 2" (M) CONNECTION FOR DRUM AND TANKS BUNG OPENINGS**

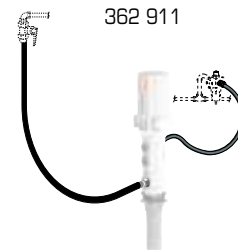
**360 001 Bung adaptor for PM4 - 3:1 pump**

Pump tube outside diameter: 52 mm.

**360 002 Bung adaptor for PM4 - 5:1 pumps**

Pump tube outside diameter: 42 mm.

362 911



### HOSE CONNECTION KIT

**362 911 PumpMaster 4 pump connection kit**

Includes 1 m x 3/8" air hose 247 710 with 1/2" and 3/8" BSP (M) fittings, 1,5 m x 3/4" oil hose with 3/4" BSP (MM) fittings 362301, one automatic quick air coupling 3/8" BSP (F) 253 138 and one quick air connector 3/8" BSP (M) 259 038.

### PRESSURE RELIEF VALVE

SAMOA pumps include a 1/4" plug that can be removed and replaced with a pressure relief valve.

**609 007 Pressure relief valve**

opens at approx. 60 bar. Possibility to connect either a 1/4" hose with a clamp or a hose with 1/8" BSP (F) fitting as oil return live.

### AIR ACCESSORIES

See page 27 for air accessories.

# PUMPMASTER 35 - 5:1 RATIO OIL PUMPS



HEAVY-DUTY MEDIUM PRESSURE PUMP

535 530

Double acting air operated medium pressure pump for oil distribution applications. Pumps include height adjustable 2" BSP (M) bung adaptor for drum and tank bung mounting. Built in port for optional pressure relief valve (PN 609 007).

## FLUIDS HANDLED

- Synthetic and mineral based oil.
- Hydraulic oil.
- Gear lube.
- Transmission fluid.

## MARKETS SERVED

- Auto and truck dealers.
- Fleet service facilities.
- Mining and construction.
- Lube trucks.
- Railroad and mass transit maintenance.
- Marine.
- In-plant.



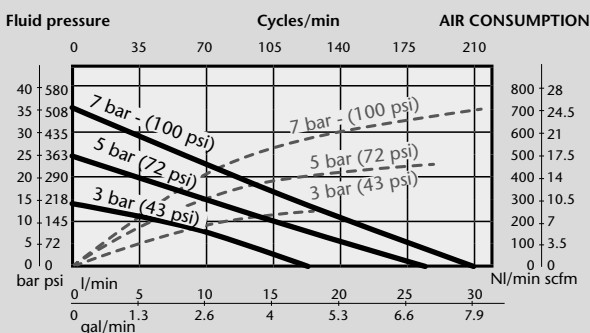
MODELS				
PART No.	APPLICATION	PUMP TUBE HEIGHT	TOTAL HEIGHT	WEIGHT
535 530	Universal stub pump with bung adaptor	200 mm	469 mm	5,6 kg
535 580	Universal stub pump	200 mm	469 mm	5,3 kg
535 510	205 l (55 gal) drum bung mounted	925 mm	1.194 mm	8 kg

TECHNICAL DATA	
Pump pressure ratio	5:1
Air pressure operating range	2 to 12 bar (30 to 175 psi)
Air consumption (1)	350 NI/min (12.4 scfm)
Maximum fluid outlet pressure	60 bar (875 psi)
Air motor effective diameter	80 mm (3.15")
Air motor stroke	80 mm (3.15")
Delivery at 80 cpm	12 l/min (3.2 gal/min)
Maximum free flow delivery	30 l/min (8 gal/min)
Air inlet	3/8" BSP (F)
Fluid inlet	1 1/2" BSP (F)
Fluid outlet	1/2" BSP (F)
Wetted and seal materials	Hard chromed steel / Steel / Polyurethane / NBR / Aluminium
Noise level (2)	80 dB

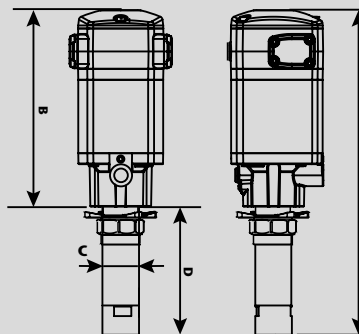
(1) Maximum air consumption with 5 bar (72 psi) air inlet pressure and 80 cpm.

(2) Maximum noise level measured at 1 m (3') from the pump, 7 bar (100 psi) air pressure and free delivery.

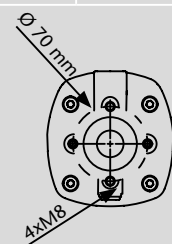
## SAE 10, 21 °C (70 °F) CAPACITY CURVE



— Outlet pressure  
- - - Air consumption



DIMENSIONS mm			
MODEL	535 530	535 580	535 510
A	469	469	1.194
B	269	269	269
C	52	52	52
D	200	200	925



# PUMPMASTER 35 - 8:1 RATIO OIL PUMPS

535 830

HEAVY-DUTY HIGH PRESSURE PUMP

Double acting air operated high pressure pump for oil distribution applications. Pumps include height adjustable 2" BSP (M) bung adaptor for drum and tank bung mounting. Built in port for optional pressure relief valve (PN 609 008).



### FLUIDS HANDLED

- Synthetic and mineral based oil.
- Hydraulic oil.
- Gear lube.
- Transmission fluid.
- Corrosion protection fluids.

### MARKETS SERVED

- Vehicle maintenance centres.
- Fleet service.
- Mining and construction.
- Lube trucks.
- Railroad and mass transit maintenance.
- Marine.
- In-plant.

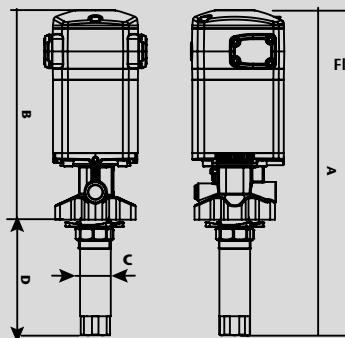
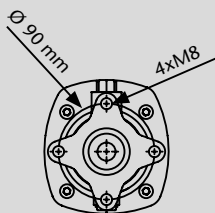
MODELS				
PART No.	APPLICATION	PUMP TUBE HEIGHT	TOTAL HEIGHT	WEIGHT
535 830	Universal stub pump with bung adaptor	200 mm	487 mm	6,8 kg
535 880	Universal stub pump	200 mm	487 mm	6,4 kg
535 810	205 l (55 gal) drum bung mounted	925 mm	1.212 mm	8,3 kg

TECHNICAL DATA	
Pump pressure ratio	8:1
Air pressure operating range	2 to 12 bar (30 to 175 psi)
Air consumption (1)	350 NI/min (12.4 scfm)
Maximum fluid outlet pressure	96 bar (1,400 psi)
Air motor effective diameter	80 mm (3.15")
Air motor stroke	80 mm (3.15")
Delivery at 80 cpm	7 l/min (1.9 gal/min)
Maximum free flow delivery	17 l/min (4.5 gal/min)
Air inlet	3/8" BSP (F)
Fluid inlet	1" BSP (F)
Fluid outlet	1/2" BSP (F)
Wetted and seal materials	Cast iron / Hard chromed steel / Steel / Polyurethane, NBR
Noise level (2)	80 dB

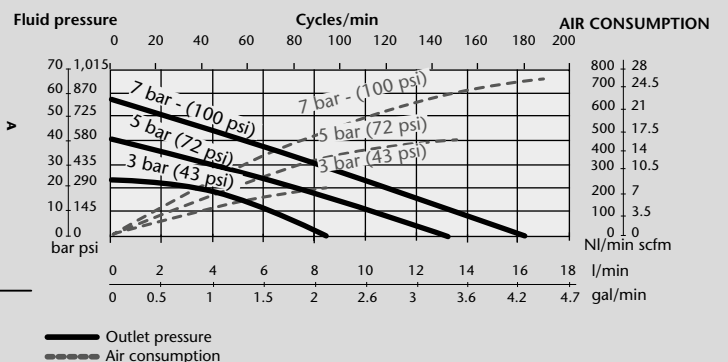
(1) Maximum air consumption with 5 psi (72 bar) air inlet pressure and 80 cpm.

(2) Maximum noise level measured at 3' (1 m) from the pump, 100 psi (7 bar) air pressure and free delivery.

DIMENSIONS mm			
MODEL	535 830	535 880	535 810
A	487	487	1.212
B	287	287	287
C	42	42	42
D	200	200	925



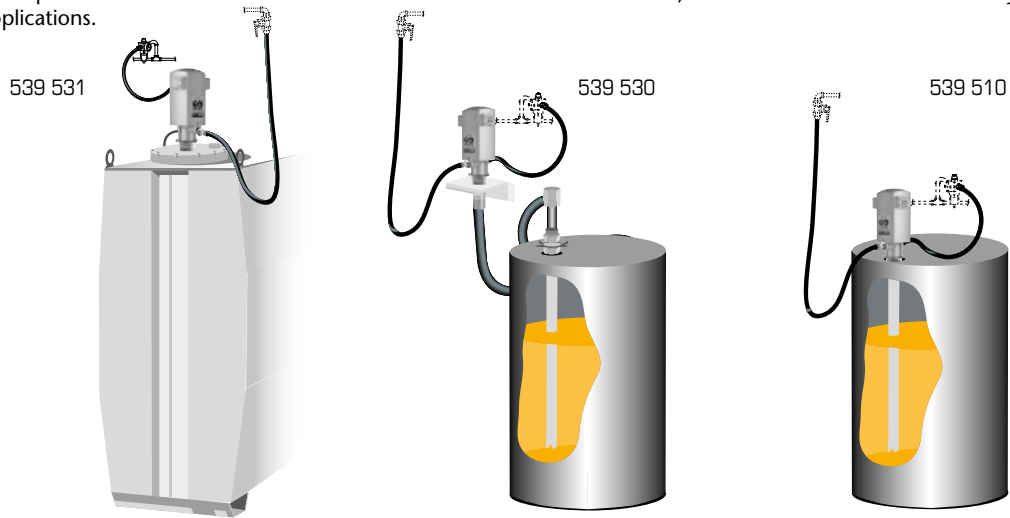
### SAE 10, 21 °C (70 °F) CAPACITY CURVE



# PUMPMASTER 35 - 5:1 AND 8:1 OIL PUMPS INSTALLATION KITS AND ACCESSORIES



Installing an oil pump in a distribution system requires more than a bare pump. SAMOA offers a range of installation kits that include all the accessories needed to efficiently dispense or transfer lubricants. Kits can be used with 205 litre oil drums, 1.000 litre IBCs and tanks and they provide an easy solution to common applications.




PUMP RATIO	TANK MOUNTED PUMP KIT		WALL MOUNTED PUMP KIT		205 l DRUM MOUNTED PUMP KIT	
	PM35 - 5:1	PM35 - 8:1	PM35 - 5:1	PM35 - 8:1	PM35 - 5:1	PM35 - 8:1
<b>KIT PART NUMBER</b>	<b>539 531</b>	<b>539 831</b>	<b>539 530</b>	<b>539 830</b>	<b>539 510</b>	<b>539 810</b>
<b>PUMP</b>	535 530	535 830	535 530	535 830	535 510	535 810
<b>SUCTION KIT</b>	368 112	368 105	367 106	367 107	-	-
<b>HOSE CONNECTION KIT</b>	539 805	539 805	539 805	539 805	539 805	539 805

## PUMP KIT ACCESSORIES

- 239 004:** 1/2" BSP (MM) connection adaptor.
- 241 201:** Air pressure regulator, 0-12 bar, 3/8" BSP (F) - 1/2" BSP (F).
- 241 501:** Air filter and pressure regulator, 0-12 bar, 3/8" BSP (F) - 1/2" BSP (F).
- 609 007:** Pressure relief valve, 1/4" BSP (M) - 60 bar approx. opening pressure.
- 609 008:** Pressure relief valve, 1/4" BSP (M) - 100 bar approx. opening pressure.
- 950 303:** 3/4" BSP (FF) ball valve.

## PUMPMASTER 35 PUMP ACCESSORIES

360 139



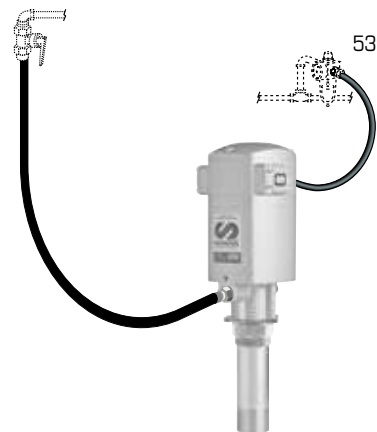
609 007



367 006



539 805



### PUMP BRACKETS

- 360 139 Wall bracket**, bung mount pump (2" F).
- 360 140 Wall bracket**, flange mount pump (4 x M8).

### PRESSURE RELIEF VALVES

For protection against overpressure caused by oil thermal expansion (1 °C increase in temperature can cause 10 bar increase in system pressure). SAMOA pumps include a 1/4" plug that can be removed and replaced with a pressure relief valve.

- 609 007 PM35 - 5:1 Pressure relief valve** opens at approx. 60 bar. Possibility to connect either a 1/4" hose with a clamp or a hose with 1/8" BSP (F) fitting as oil return live.
- 609 008 PM35 - 8:1 Pressure relief valve** Same as 609 007 but for 100 bar.

### SUCTION ASSEMBLIES AND SUCTION HOSES

Suction assemblies for wall mounted stub pumps. Assemblies include Ø 42 suction tube with foot valve, height adjustable 2" bung adaptor and 2 m x 1" rubber connection hose.

- 367 006 Suction assembly** for 1.000 litre IBC and 205 litre drums. 1,060 mm suction tube.
- 362 400, 1 m x 1" connection hose.** For connecting a PM35 pump to tank 1" BSP (M) connection on one side, with a 1" BSP (M) - 90° connection on the other side.
- 945 555, 1" BSP (MM) connection adaptor.** Required for connecting the suction assemblies to a PM35 - 8:1 pump.
- 945 681, 1" BSP (M) - 1 1/2" BSP (M) connection adaptor.** Required for connecting the suction assemblies to a PM35 - 5:1 pump.

### HOSE CONNECTION KIT

**539 805 PM35 pump connection kit** Includes 1 m x 3/8" air hose (247 710) with elbow (239 350), quick air coupling (253 138), air nipple (259 038) and 1,5 m x 1/2" oil hose (362 101) with swivel elbow (945 736).

### AIR ACCESSORIES

See page 27 for air accessories.

## PUMPMASTER 45 - 3:1 RATIO OIL PUMP

536 330

HEAVY-DUTY VOLUME TRANSFER PUMP

Double acting air operated medium pressure and high delivery pump for large volume transfer applications. Built in port for optional pressure relief valve (PN 609 007). Flange mounted pump.



### FLUIDS HANDLED

- Synthetic and mineral based lubricants.
- Hydraulic oil.
- Gear oil.
- Transmission fluid.

### MARKETS SERVED

- Construction equipment maintenance.
- Mining equipment.
- Large fleets.
- Railroad and mass transit maintenance.
- Marine.
- In plant oil distribution and transfer.

### MODELS

PART No.	APPLICATION	PUMP TUBE HEIGHT	TOTAL HEIGHT	WEIGHT
536 330	Universal stub pump	200 mm	702 mm	17 kg

### TECHNICAL DATA

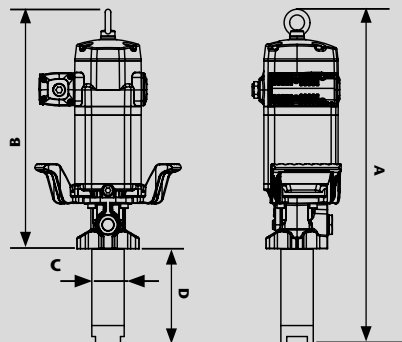
Pump pressure ratio	3:1
Air pressure operating range	1,5 to 12 bar (20 to 170 psi)
Air consumption <sup>(1)</sup>	800 NI/min (28 cfm)
Maximum fluid outlet pressure	36 bar (510 psi)
Air motor effective diameter	115 mm (4 1/2")
Air motor stroke	100 mm (4")
Delivery at 80 cpm	45 l/min (11.88 gal/min)
Maximum free flow delivery	120 l/min (31.70 gal/min)
Air inlet	1/2" BSP (F)
Fluid inlet	1 1/2" BSP (F)
Fluid outlet	3/4" BSP (F)
Wetted and seal materials	Cast iron / Nickel / Aluminium / Steel / Polyurethane / NBR
Noise level <sup>(2)</sup>	80 dB

(1) Maximum air consumption with 5 bar air inlet pressure and 80 cpm.

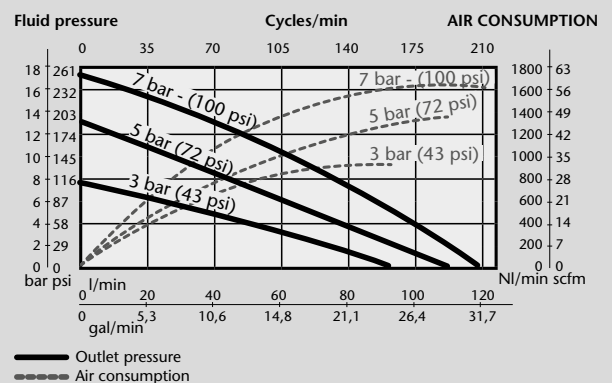
(2) Maximum noise level measured at 1 m from the pump, 7 bar air pressure and free delivery.

### DIMENSIONS (mm)

MODEL	536 330
A (mm)	702
B (mm)	502
C (mm)	90
D (mm)	200



### SAE 10, 21 °C ( 70 °F) CAPACITY



# PUMPMASTER 45 - 6:1 RATIO OIL PUMP

HEAVY-DUTY HIGH FLOW PUMP

536 630

Double acting air operated medium pressure for large systems with simultaneous operation outlets that require a high delivery pump. Built in port for optional pressure relief valve (PN 609 007). Flange mounted pump.

### FLUIDS HANDLED

- Synthetic and mineral based lubricants.
- Hydraulic oil.
- Gear oil.
- Transmission fluid.

### MARKETS SERVED

- Large auto and truck dealers.
- Construction equipment maintenance.
- Mining equipment maintenance.
- Large fleets.
- Railroad and mass transit maintenance.
- Marine.
- In plant oil distribution.

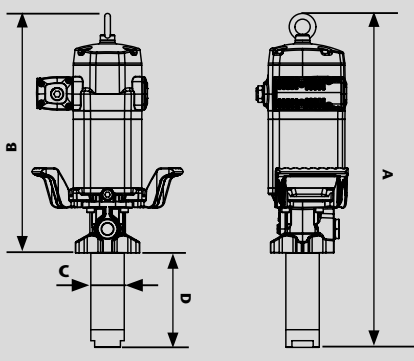
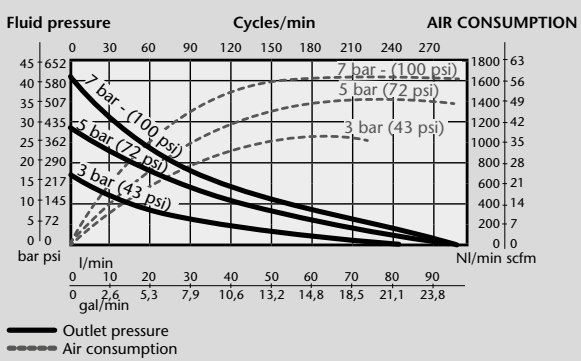


MODELS				
PART No.	APPLICATION	PUMP TUBE HEIGHT	TOTAL HEIGHT	WEIGHT
536 630	Universal stub pump	200 mm	702 mm	17 kg


TECHNICAL DATA	
Pump pressure ratio	6:1
Air pressure operating range	1,5 to 12 bar (20 to 170 psi)
Air consumption <sup>(1)</sup>	830 NI/min (29 cfm)
Maximum fluid outlet pressure	72 bar (1,020 psi)
Air motor effective diameter	115 mm (4 1/2")
Air motor stroke	100 mm (4")
Delivery at 80 cpm	25 l/min (6.60 gal/min)
Maximum free flow delivery	95 l/min (25.09 gal/min)
Air inlet	1/2" BSP (F)
Fluid inlet	1 1/2" BSP (F)
Fluid outlet	3/4" BSP (F)
Wetted and seal materials	Cast iron / Hard chromed steel / Steel / Polyurethane / NBR
Noise level <sup>(2)</sup>	80 dB

(1) Maximum air consumption with 5 bar air inlet pressure and 80 cpm.  
 (2) Maximum noise level measured at 1 m from the pump, 7 bar air pressure and free delivery.

### SAE 10, 21 °C ( 70 °F) CAPACITY



DIMENSIONS (mm)	
MODEL	536 630
A (mm)	702
B (mm)	502
C (mm)	70
D (mm)	200



# PUMPMASTER 45 - 10:1 RATIO OIL PUMPS

536 010

HEAVY-DUTY PRESSURE FLOW PUMPS

Double acting air operated moderate pressure pump for very large oil systems or when a low air pressure or cold temperatures would limit pump performance. Built in port for optional pressure relief valve (PN 609 007). Flange mounted pumps. Pump 536 010 can also use bung adaptor (PN 360 006) for bung mounting.

**FLUIDS HANDLED**

- Synthetic and mineral based lubricants.
- Hydraulic oil.
- Gear oil.
- Transmission fluid.

**MARKETS SERVED**

- Large auto and truck dealers.
- Construction equipment maintenance.
- Mining equipment maintenance.
- Railroad and mass transit maintenance.
- Large fleets.
- Lube trucks.
- Marine.
- In plant oil distribution.

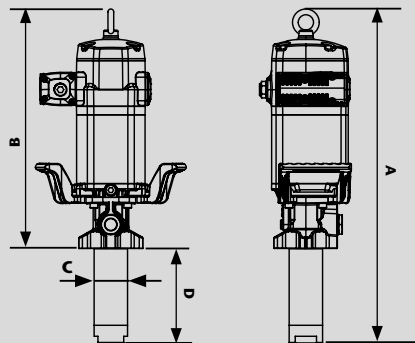


MODELS				
PART No.	APPLICATION	PUMP TUBE HEIGHT	TOTAL HEIGHT	WEIGHT
536 030	Universal stub pump	200 mm	702 mm	16,5 kg
536 010	205 l drum bung mounted	855 mm	1.357 mm	17 kg

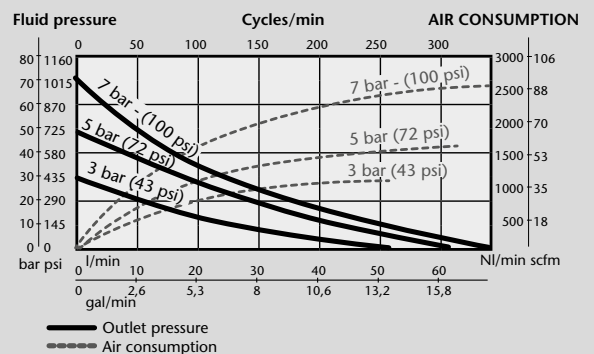
TECHNICAL DATA	
Pump pressure ratio	10:1
Air pressure operating range	1,5 to 12 bar (20 to 170 psi)
Air consumption <sup>(1)</sup>	850 NI/min (30 cfm)
Maximum fluid outlet pressure	120 bar (1,700 psi)
Air motor effective diameter	115 mm (4 1/2")
Air motor stroke	100 mm (4")
Delivery at 80 cpm	15 l/min (4 gal/min)
Maximum free flow delivery	65 l/min (17.17 gal/min)
Air inlet	1/2" BSP (F)
Fluid inlet	1 1/2" BSP (F)
Fluid outlet	3/4" BSP (F)
Wetted and seal materials	Cast iron / Hard chromed steel / Steel / Polyurethane / NBR
Noise level <sup>(2)</sup>	80 dB

(1) Maximum air consumption with 5 bar air inlet pressure and 80 cpm.  
 (2) Maximum noise level measured at 1 m from the pump, 7 bar air pressure and free delivery.

DIMENSIONS (mm)		
MODEL	536 030	536 010
A (mm)	702	1.357
B (mm)	502	502
C (mm)	54	54
D (mm)	200	855



**SAE 10, 21 °C (70 °F) CAPACITY**



# PUMPMaster 60 - 6:1 RATIO OIL PUMP

HEAVY-DUTY HIGH DELIVERY PUMP

537 630

Double acting air operated medium pressure and high delivery pump, for large installations with simultaneous operation outlets and applications that require large, constant delivery rates. Built in port for optional pressure relief valve (PN 609 007). Flange mounted pump.

### FLUIDS HANDLED

- Synthetic and mineral based lubricants.
- Hydraulic oil.
- Gear oil.
- Transmission fluid.

### MARKETS SERVED

- Very large auto and truck dealers.
- Construction equipment maintenance.
- Mining equipment maintenance.
- Large fleets.
- Railroad and mass transit maintenance.
- Marine.
- In plant oil distribution.

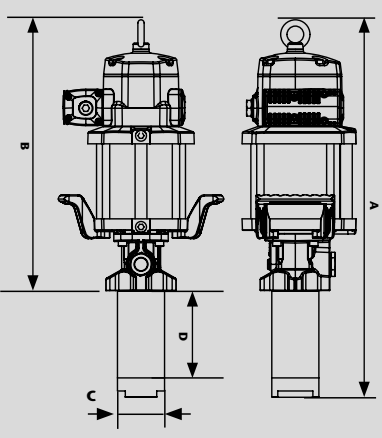
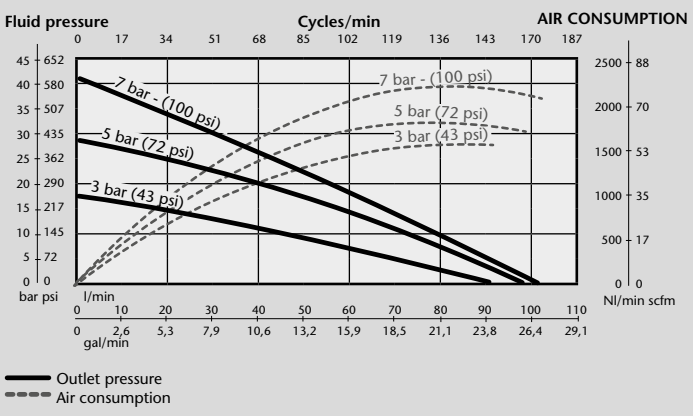


MODELS				
PART No.	APPLICATION	PUMP TUBE HEIGHT	TOTAL HEIGHT	WEIGHT
537 630	Universal stub pump	200 mm	716 mm	19 kg


TECHNICAL DATA	
Pump pressure ratio	6:1
Air pressure operating range	1,5 to 12 bar (20 to 170 psi)
Air consumption <sup>(1)</sup>	1.100 NI (39 cfm)
Maximum fluid outlet pressure	72 bar (1,020 psi)
Air motor effective diameter	150 mm (6")
Air motor stroke	100 mm (4")
Delivery at 60 cpm	35 l/min (9.25 gal/min)
Maximum free flow delivery	100 l/min (26.42 gal/min)
Air inlet	1/2" BSP (F)
Fluid inlet	1 1/2" BSP (F)
Fluid outlet	3/4" BSP (F)
Wetted and seal materials	Cast iron / Aluminium / Nickel / Steel / Polyurethane / NBR
Noise level <sup>(2)</sup>	80 dB

(1) Maximum air consumption with 5 bar air inlet pressure and 60 cpm.  
 (2) Maximum noise level measured at 1 m from the pump, 7 bar air pressure and free delivery.

### SAE 10, 21 °C (70 °F) CAPACITY



DIMENSIONS (mm)	
MODEL	537 630
A (mm)	716
B (mm)	516
C (mm)	90
D (mm)	200



Product specifications are subject to change without prior notice

## PUMPMASTER 60 - 12:1 RATIO OIL PUMP

537 130

HEAVY-DUTY HIGH PERFORMANCE PUMP

Double acting air operated moderate pressure and high delivery for very large installation with simultaneous operation outlets or when low air pressure would limit pump performances. Built in port for optional pressure relief valve (PN 609 007). Flange mounted pump.



### FLUIDS HANDLED

- Synthetic and mineral based lubricants.
- Hydraulic oil.
- Gear oil.
- Transmission fluid.

### MARKETS SERVED

- Very large auto and truck dealers.
- Construction equipment maintenance.
- Mining equipment maintenance.
- Large fleets.
- Railroad and mass transit maintenance.
- Marine.
- In plant oil distribution.

### MODELS

PART No.	APPLICATION	PUMP TUBE HEIGHT	TOTAL HEIGHT	WEIGHT
537 130	Universal stub pump	200 mm	716 mm	19 kg

### TECHNICAL DATA

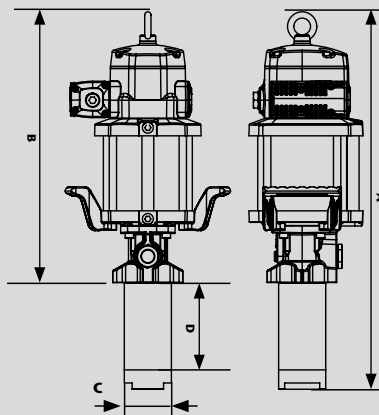
Pump pressure ratio	12:1
Air pressure operating range	1,5 to 12 bar (20 to 170 psi)
Air consumption <sup>(1)</sup>	1.150 NI (41 cfm)
Maximum fluid outlet pressure	144 bar (2,040 psi)
Air motor effective diameter	150 mm (6")
Air motor stroke	100 mm (4")
Delivery at 60 cpm	20 l/min (5.30 gal/min)
Maximum free flow delivery	65 l/min (17 gal/min)
Air inlet	1/2" BSP (F)
Fluid inlet	1 1/2" BSP (F)
Fluid outlet	3/4" BSP (F)
Wetted and seal materials	Cast iron / Hard chromed steel / Steel / Polyurethane / NBR
Noise level <sup>(2)</sup>	80 dB

(1) Maximum air consumption with 5 bar air inlet pressure and 60 cpm.

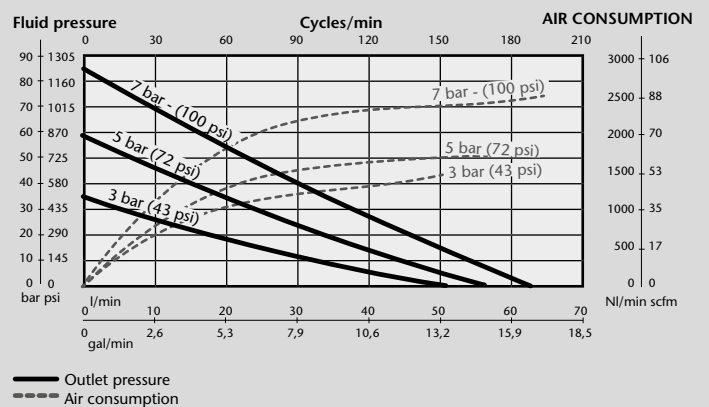
(2) Maximum noise level measured at 1 m from the pump, 7 bar air pressure and free delivery.

### DIMENSIONS (mm)

MODEL	537 130
A (mm)	716
B (mm)	516
C (mm)	70
D (mm)	200



### SAE 10, 21 °C (70 °F) CAPACITY



## PUMPMASTER 45 AND 60 ACCESSORIES



### HOSE CONNECTION KIT

539 009

#### 539 009 Hose Connection kit for PM45 and PM60 oil pumps

Includes 1 m x 1/2" air hose (PN 248 018) with swivel elbow (PN 239 352), quick air coupler (PN 251 412), air nipple (PN 255 312), and 2 m x 3/4" oil hose (PN 362 302) with swivel elbow (PN 945 738).

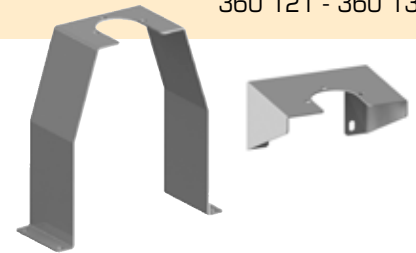


### PUMP BRACKETS

360 121 - 360 132

**360 132 Wall bracket.** For PM45 and PM60 universal stub pumps.

**360 121 Floor bracket.** For PM45 and PM60 universal stub pumps.



### BUNG ADAPTOR

360 006

#### For use with PM45 10:1 pressure ratio pumps only

PM45 10:1 pumps are the only pumps with a 2" pump tube and therefore the only pumps that fit through 2" bung openings on drums and tanks. All other PM45 and PM60 pumps must be wall or floor mounted using an adequate bracket and suction accessories.

#### 360 006 Bung adaptor

For PM45 10:1 pumps only.



### SUCTION ACCESSORIES

#### 367 016 Suction assembly for 205 l drums and lbs. For use with PM45 10:1 wall mounted universal stub pumps only.

It includes a 42 mm x 2 m suction tube with foot valve and 2 m x 3/4" hose.

#### 362 402 Suction hose 1.800 mm x 1-1/2" rubber connection hose.

1-1/2" BSP (M) connection elbow on one side and 1-1/2" (M) straight connection on the other.

**945 724 Connection adaptor,** 1-1/2" BSP (MM).

**945 737 Elbow,** 1-1/2" BSP (FF).

#### 609 104 Bung adaptor

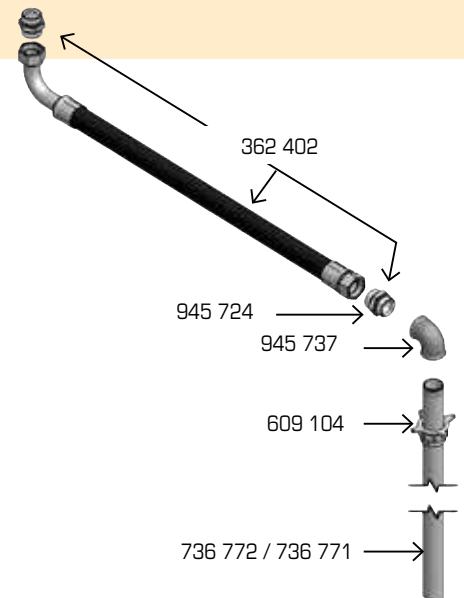
Adaptor for fixing tube 736 771 to a 2" bung opening.

#### 896 498 Suction tube

1.000 x 1-1/2", 1-1/2" BSP (MF) connection threads.

#### 896 499 Suction tube

1.250 x 1-1/2", 1-1/2" BSP (MF) connection threads.



### PRESSURE RELEASE VALVES

609 007

Prevent damage caused by overpressure due to oil thermal expansion.

**609 007 Pressure release valve.** Opening pressure approximate 60 bar.

**609 008 Pressure release valve.** Opening pressure approximate 100 bar.



## OIL PUMP ACCESSORIES

### PUMP BRACKETS



#### PM2 AND PM4 PUMP BRACKETS

**360 102 Wall bracket**

**360 120 Floor bracket**

**360 106 Bracket for fixing a pump and a hose reel on top of a 1.000 l IBC**

Requires pump bracket 360 102 (not included).

**360 107 Bracket for fixing a pump and a hose reel laterally on a 1.000 l IBC**

Requires pump bracket 360 102 (not included).

**360 108 Bracket for fixing a pump laterally on a 1.000 l IBC**

Requires pump bracket 360 102 (not included).

#### PM35 PUMP BRACKETS

**360 139 Wall bracket**, bung mount pump (2" F).

**360 140 Wall bracket**, flange mount pump (4 x M8).

#### PM45 AND PM60 PUMP BRACKETS

**360 132 Wall bracket**

**360 121 Floor bracket**

### CONNECTION ADAPTERS AND VALVES



#### CONNECTION ADAPTERS

**945 590**, 1/4" BSP (MM).

**945 592**, 3/8" BSP (MM).

**945 558**, 1/2" BSP (MM).

**945 551**, 3/4" BSP (MM).

**945 555**, 1" BSP (MM).

**945 724**, 1 1/2" BSP (MM).

**945 681**, 1 1/2" BSP (M) - 1" BSP (M).

**945 552** 1" BSP (M) - 3/4" BSP (M).

**945 554**, 3/4" BSP (M) - 1/2" BSP (M).

**945 557**, 1/2" BSP (M) - 3/8" BSP (M).

**945 567**, 2" BSP (M) - 1 1/2" BSP (M).

**945 565**, 2" BSP (M) - 1" BSP (F).

**945 513**, 1 1/4" BSP (M) - 3/4" BSP (F).

**945 670**, 1" BSP (M) - 3/4" BSP (F).

**369 900**, 3/4" BSP (M) - 1/2" BSP (F).

**945 556**, 1/2" BSP (M) - 3/8" BSP (F).

**369 601**, 1/2" BSP (MM) 45° elbow.

**945 572**, 3/4" BSP (MF) 90° elbow.

**945 548**, 1/2" BSP (MM) 90° elbow.

**945 738**, 3/4" BSP (M) - 3/4" BSP (F) elbow.

#### LOW AND MEDIUM PRESSURE VALVES

**950 305**, 1/4" BSP (FF), 65 bar quarter turn valve.

**950 320**, 3/8" BSP (FF), 65 bar quarter turn valve.

**950 300**, 1/2" BSP (FF), 65 bar quarter turn valve.

**950 303**, 3/4" BSP (FF), 40 bar quarter turn valve.

**950 306**, 1" BSP (FF), 40 bar quarter turn valve.

**950 312**, 1-1/2" BSP (FF), 25 bar quarter turn valve.

**950 308**, 2" BSP (FF), 25 bar quarter turn valve.

#### HIGH PRESSURE VALVES

**950 304**, 1/2" BSP (FF), 500 bar quarter turn valve.

**950 328**, 3/4" BSP (FF), 400 bar quarter turn valve.

**950 329**, 1" BSP (FF), 350 bar quarter turn valve.

#### AIR LINE SHUTOFF VALVES

**950 302**, Needle air valve 1/4" BSP (FF).

**950 321**, Air valve 1/4" BSP (FF).

**950 318**, Air valve 3/8" BSP (FF).

**950 319**, Air valve 1/2" BSP (FF).

362 104

### OIL HOSES



Manufactured in NBR with a steel reinforcement braid. With two swaged nuts and male-male adaptors on both ends.

**362 100**, 1 m x 1/2". Working pressure: 160 bar. Connection threads: 1/2" BSP (MM).

**362 101**, 1,5 m x 1/2". Working pressure: 160 bar. Connection threads: 1/2" BSP (MM).

**362 102**, 2 m x 1/2". Working pressure: 160 bar. Connection threads: 1/2" BSP (MM).

**362 103**, 3 m x 1/2". Working pressure: 160 bar. Connection threads: 1/2" BSP (MM).

**362 104**, 4 m x 1/2". Working pressure: 160 bar. Connection threads: 1/2" BSP (MM).

**362 300**, 1 m x 3/4". Working pressure: 100 bar. Connection threads: 3/4" BSP (MM).

**362 301**, 1,5 m x 3/4". Working pressure: 100 bar. Connection threads: 3/4" BSP (MM).

**362 302**, 1,8 m x 3/4". Working pressure: 100 bar. Connection threads: 3/4" BSP (MM).

**362 303**, 3 m x 3/4". Working pressure: 100 bar. Connection threads: 3/4" BSP (MM).

## OIL PUMP ACCESSORIES

### AIR QUICK COUPLERS

#### Standard Series Quick Couplers.

Manufactured in brass, with nickel plated body and stainless steel wear parts, Compatible with US MIL C4109 – ISO 6150 B12. Flow capacity: 1.000 l/min.

PART No.	THREAD	APPLICATION
253 114	1/4" BSP (F)	PM2 pump
253 138	3/8" BSP(F)	PM4 and PM35 pumps
253 112	1/2" BSP (F)	PM45 and PM60 pumps



253 114

#### Safety Quick Couplers

One-step release and exhaust operation quickly vents system pressure allowing for a safe disconnect. Manufactured in stainless steel, nickel plated brass, NBR and TPE. Compatible with ISO 6150 B12. Flow capacity: 1,200 l/min.

PART No.	THREAD	APPLICATION
250 614	1/4" BSP (F)	PM2 pump
250 638	3/8" BSP(F)	PM4 and PM35 pumps
250 612	1/2" BSP (F)	PM45 and PM60 pumps



250 612



250 614

### AIR NIPPLES

Compatible with US MIL C4109 - ISO 6150 B12.

PART No.	THREAD	APPLICATION
259 014	1/4" BSP (M)	PM2 pump
259 038	3/8" BSP(M)	PM4 and PM35 pumps
259 012	1/2" BSP (M)	PM45 and PM60 pumps



259 014

### AIR TREATMENT UNITS

PART No.	THREAD	COMPONENT	APPLICATION
240 000	1/4" BSP (FF)	Combined air filter, regulator and lubricator	PM2 pumps
240 201		Combined air filter and regulator	
240 200		Air line regulator	
241 001	1/2" BSP (FF) with 1/2" BSP(M) – 3/8" BSP(F) adaptors	Combined air filter, regulator and lubricator	PM4 and PM35 pumps
241 501		Combined air filter and regulator	
241 201		Air line regulator	
242 102	3/4" BSP (FF)	Combined air filter, regulator and lubricator	PM45 and PM60 pumps
242 302		Air filter	
242 202		Air line regulator	



240 000

### AIR HOSES

PART No.	LENGTH	INT. DIAM.	CONNECTION THREADS	APPLICATION
246 006	0,6 m	1/4" - 6 mm	1/4" BSPT (MM)	PM2 pumps
246 010	1,0 m	1/4" - 6 mm	1/4" BSPT (MM)	
246 015	1,5 m	1/4" - 6 mm	1/4" BSPT (MM)	
247 706	0,6 m	3/8" - 10 mm	3/8" x 1/2" BSPT (MM)	PM4 and PM35 pumps
247 710	1,0 m	3/8" - 10 mm	3/8" x 1/2" BSPT (MM)	
247 715	1,5 m	3/8" - 10 mm	3/8" x 1/2" BSPT (MM)	
362 100	1,0 m	1/2" - 12 mm	1/2" BSPT (MM)	PM45 and PM60 pumps
362 101	1,5 m	1/2" - 12 mm	1/2" BSPT (MM)	



246 010

## OIL PUMPS MOUNTING ACCESSORIES QUICK REFERENCE CHART

PUMP	PUMPMASTER 2		PUMPMASTER 4		PUMPMASTER 35		PUMPMASTER 45			PUMPMASTER 60	
	1:1	3:1	3:1	5:1	5:1	8:1	3:1	6:1	10:1	6:1	12:1
<b>BUNG ADAPTOR</b>	360 001	360 000	360 001	360 002	360 001	360 002	(1)	(1)	360 006	(1)	(1)
<b>CONNECTION HOSE KIT</b>	362 910	362 910	362 911	362 911	539 805	539 805	539 009	539 009	539 009	539 009	539 009
<b>WALL MOUNTING BRACKET</b>	360 102	360 102	360 102	360 102	360 139	360 139	360 132	360 132	360 132	360 132	360 132
<b>FLOOR BRACKET</b>	360 120	360 120	360 120	360 120	-	-	360 121	360 121	360 121	360 121	360 121
<b>THERMAL RELIEF KIT</b>	Not needed	609 007	609 007	609 007	609 007	609 008	609 007	609 008	609 008	609 008	609 008
<b>AIR REGULATOR WITH GAUGE</b>	240 200	240 200	241 201	241 201	241 201	241 201	241 201	241 201	241 201	241 201	241 201
<b>AIR FILTER LUBRICATOR</b>	240 500	240 500	241 501	241 501	241 501	241 501	241 501	241 501	241 501	241 501	241 501
<b>FRL</b>	240 000	240 000	241 001	241 001	241 001	241 001	241 001	241 001	241 001	241 001	241 001
<b>AIRLINE SHUTOFF VALVE</b>	950 302	950 321	950 318	950 318	950 318	950 318	950 319	950 319	950 319	950 319	950 319
<b>FLUID SHUTOFF VALVE</b>	950 303	950 303	950 303	950 303	950 303	950 303	950 303	950 303	950 328	950 303	950 328
<b>SUCTION KIT (*)</b>	367 000	367 000	367 000	367 000	367 006	367 006	(2)	(2)	367 016	(2)	(2)
<b>QUICK AIR COUPLER</b>	253 114	253 114	253 138	253 138	253 138	253 138	251 412	251 412	251 412	251 412	251 412
<b>QUICK AIR CONNECTOR</b>	259 014	259 014	259 038	259 038	259 038	259 038	255 312	255 312	255 312	255 312	255 312
<b>AIR CONNECTION ACCESSORIES I.D.</b>	1/4" - 6 mm	1/4" - 6 mm	3/8" - 8 mm	3/8" - 8 mm	3/8" - 8 mm	3/8" - 8 mm	1/2" - 12 mm	1/2" - 12.5 mm	1/2" - 12.5 mm	1/2" - 12.5 mm	1/2" - 12.5 mm

(\*) Suction kit for 200 l drum. Pump bracket not included.

(1) Pump must be wall or floor mounted.

(2) SAMOA recommends using 1-1/2" x 2 m maximum length hose as suction kit. See page 25

### PUMP INSTALLATION RECOMMENDATIONS

- Always use a ball valve between the tank outlet and the suction hose.
- Always use a ball valve between the pump outlet hose and the fluid distribution line.

## 02 AIR OPERATED GREASE PUMPS AND KITS

AIR OPERATED GREASE PUMPS . . . . .	28
PUMPMASTER 3 - 55:1 RATIO GREASE PUMPS . . . . .	30
PUMPMASTER 35 - 60:1 RATIO GREASE PUMPS . . . . .	32
PUMPMASTER 3 AND PUMPMASTER 35 ACCESSORIES . . . . .	37
PUMPMASTER 45 - 25:1 RATIO GREASE PUMP . . . . .	38
PUMPMASTER 45 - 40:1 RATIO GREASE PUMPS . . . . .	39
PUMPMASTER 45 - 70:1 RATIO GREASE PUMPS . . . . .	40
PUMPMASTER 60 - 12:1 RATIO GREASE PUMP . . . . .	41
PUMPMASTER 60 - 80:1 RATIO GREASE PUMPS . . . . .	42
PUMPMASTER 45 & 60 INSTALLATION KITS . . . . .	43
PUMPMASTER 45 & 60 GREASE PUMP KITS . . . . .	44
PUMPMASTER 35, 45 & 60 GREASE PUMP KITS . . . . .	45
PUMPMASTER 45 & 60 GREASE PUMP ACCESSORIES . . . . .	46
GREASE PUMP ACCESSORIES . . . . .	47





## AIR OPERATED GREASE PUMPS

SAMOA offers a range of high pressure and high delivery grease pumps to handle a wide variety of applications. This pump offering fits original container sizes, from small pails to drums, totes and speciality built tanks, and covers applications from mobile and portable units to large distribution systems.

SAMOA's grease pumps are designed to provide years of dependable service. The in-line balanced design assures maximum pump efficiency. All Samoa pumps have a double acting design, pumping product on both the upstroke and downstroke. An effective priming piston provides positive pump, even when used with high viscosity or tacky greases. A hardened foot valve minimizes pump damage due to dirt. A corrosion proof air motor design tolerates moisture in compressed air.

### UTILITY PUMP

### HEAVY-DUTY



## PUMP MASTER®

Maximum line length and number of simultaneous dispense points also depends on the line diameter, fluid viscosity and required delivery.

	PUMPMASTER 3 - 55:1	PUMPMASTER 35 - 60:1
<b>PUMP DESCRIPTION</b>	Utility high pressure	Heavy-Duty high pressure
<b>SIMULTANEOUS OPERATION OUTLETS</b>	1 No reels - mobile units	3
<b>MAX. LINE LENGTH</b>	15 m - 50'	75 m - 250'
<b>APPLICATION</b>	Agriculture Service shops Light Industrial	Heavy-Duty service shops Fleets Lube trucks Mining and construction In-plant Railroad and mass transit



## HEAVY-DUTY



PUMPMASTER 45 - 25:1	PUMPMASTER 45 - 40:1	PUMPMASTER 45 - 70:1	PUMPMASTER 60 - 12:1	PUMPMASTER 60 - 80:1
Heavy-Duty pressure transfer	Heavy-Duty high flow	Heavy-Duty high pressure	Heavy-Duty volume transfer	Heavy-Duty high performance
1 or more	4 or more	4 or more	1 High volume transfer	4 or more
75 m - 250'	125 m - 400'	175 m - 600'	50 m - 175'	250 m - 800'
Moderate pressure transfer Lube trucks Mining and construction In-plant	Heavy-Duty service shops Fleets Lube trucks Mining and construction Railroad and mass transit In-plant Marine	Heavy-Duty service shops Fleets Lube trucks Mining and construction Railroad and mass transit In-plant Marine	Low pressure, high volume transfer Mining and construction In-plant Railroad and mass transit	Fleets Lube trucks Mining and construction Railroad and mass transit In-plant Marine

407 200

UTILITY HIGH PRESSURE PUMPS

Light weight and effective high pressure delivery air operated pumps specially designed for use in mobile and portable greasing units. Pumps are available with four different suction tube lengths, to fit all commercial grease drums: 12,5 - 20 kg (35 lb), 50 kg (120 lb) and 185 kg (400 lb). They include a height adjustable 2" BSP (M) bung adaptor.



### FLUIDS HANDLED

- Grease up to NLGI-2.

### MARKETS SERVED

- Agriculture.
- Service shops.
- Light industrial.

MODELS				
PART No.	APPLICATION	PUMP TUBE HEIGHT	TOTAL HEIGHT	WEIGHT
404 100	12,5 - 20 kg (40 lb) pails	410 mm	650 mm	3,5 kg
405 100	50 kg (120 lb) drums	510 mm	710 mm	3,7 kg
407 200	50 kg (120 lb) drums	725 mm	925 mm	4,3 kg
409 200	185 kg (400 lb) drums	920 mm	1.120 mm	4,8 kg

TECHNICAL DATA	
Pump pressure ratio	55:1
Air pressure operating range	1,5 to 10 bar (20 to 140 psi)
Air consumption <sup>(1)</sup>	165 NL/min (5.8 cfm)
Maximum fluid outlet pressure	550 bar (7,700 psi)
Air motor diameter	70 mm (2.75")
Air motor stroke	35 mm (1.4")
Delivery at 110 cpm	300 g/min (0.67 lb/min)
Maximum free flow delivery <sup>(2)</sup>	540 g/min (1.2 lb/min)
Air inlet	1/4" NPSM (F)
Fluid outlet	1/4" NPSM (F)
Wetted and seal materials	Steel / NBR / PTFE
Noise level <sup>(3)</sup>	92 dB

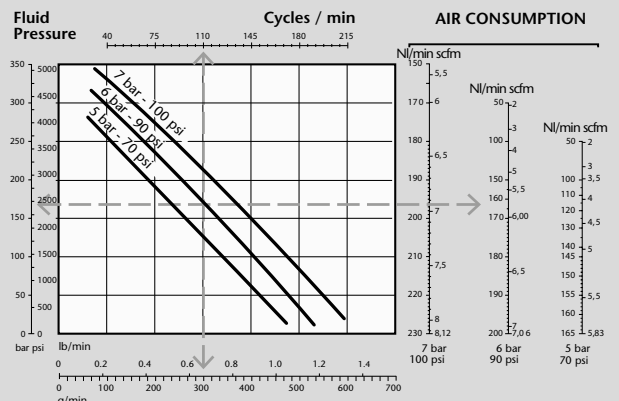
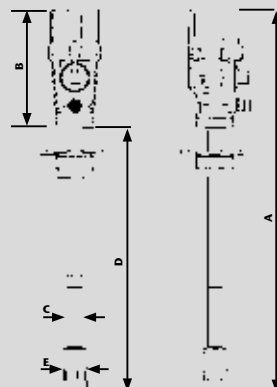
(1) Maximum air consumption with 6 bar air inlet pressure, NLGI-2 grease at 20 °C and 110 cpm.

(2) Maximum free delivery at 7 bar. NLGI-2 grease.

(3) Maximum noise level measured at 1 m from the pump, 7 bar air pressure and free delivery.

### NLGI-2, 20 °C (68 °F) CAPACITY

MODEL	DIMENSIONS (MM)			
	404 100	405 100	407 200	409 200
A (mm)	610	710	925	1.120
B (mm)	200	200	200	200
C (mm)	26	26	26	26
D (mm)	410	510	725	920
E (mm)	38	38	38	38



# PUMPMASTER 3 - 55:1 RATIO GREASE PUMPS

424 172 - 424 152

482 200

425 150.002

428 243

Mobile and portable units to fit 18, 20, 50 and 185 kg drums.



Part No.	APPLICATION	PUMP	DRUM COVER	FOLLOWER PLATE	DELIVERY HOSE	GREASE GUN WITH Z-SWIVEL	TROLLEY
<b>424 150</b>	Mobile unit, 12,5 to 18 kg (1)	404 100	418 013	-	2 m x 1/4" 412 102	413 080	430 000
<b>424 152</b>	Mobile unit, 20 kg (1)	404 100	418 002	-	2 m x 1/4" 412 102	413 080	430 000
<b>424 170</b>	Portable unit, 12,5 to 18 kg (1)	404 100	418 013	-	2 m x 1/4" 412 102	413 080	-
<b>424 170.800</b>	Portable unit, 12,5 to 18 kg (1)	404 100	418 013	417 001	2 m x 1/4" 412 102	413 080	-
<b>424 172</b>	Portable unit, 20 kg (1)	404 100	418 002	-	2 m x 1/4" 412 102	413 080	-
<b>424 172.710</b>	Portable unit, 20 kg (1)	404 100	418 002	417 001	2 m x 1/4" 412 102	413 080	-
<b>482 200</b>	Mobile unit, 12,5 to 20 kg (2)	404 100	-	-	2 m x 1/4" 412 102	413 080	480 021
<b>425 150</b>	Mobile unit, 50 kg drum	407 200	418 004	-	3 m x 1/4" 412 103	413 080	431 000
<b>425 150.002</b>	Mobile unit, 50 kg drum	407 200	418 004	417 002	3 m x 1/4" 412 103	413 080	431 000
<b>425 290</b>	Mobile unit, 50 kg drum	407 200	418 004	-	2 m x 1/4" 412 102	413 080	430 000
<b>482 500</b>	Mobile unit, 50 kg drum (3)	407 200	-	-	3 m x 1/4" 412 103	413 080	480 050
<b>428 243</b>	Mobile unit, 185 kg drum	409 200	418 006	417 004	4 m x 1/4" 412 104	413 080	432 000
<b>428 262</b>	Stationary unit, 185 kg drum	409 200	418 006	417 004	4 m x 1/4" 412 104	413 080	-

(1) Includes carrying handle 741 602.

(2) Shielded unit. Includes base with 4 castors.

(3) Shielded unit. Includes base with 2 wheels and 2 castors.

### Not included options:

**239 000:** 1/4" BSP (MM) connection adaptor.

**240 500:** Air filter and pressure regulator, 0-12 bar, 1/4" BSP (FF).

**417 001:** Follower plate 298 - 260 mm. For 12,5 and 18 kg pails.

**417 002:** Follower plate 370 - 330 mm. For 50 kg standard diameter drums.

**417 003:** Follower plate 405 - 360 mm. For 50 kg large diameter drums.

**417 005:** Follower plate 340 - 300 mm. For 20 kg pails.

**411 100:** In-line grease meter for grease control gun.

530 610

HEAVY-DUTY HIGH PRESSURE PUMPS

02 GREASE PUMPS

Heavy-Duty double acting pumps that combine high pressure (60:1 pressure ratio) and volume delivery. Recommended for use in distribution and greasing systems that include pipe lines, hose reels, etc. with up to 2 simultaneous use outlets even though the number of outlets in the system can be higher. Very reliable pump, it has a removable screen filter at the grease intake for eliminating dirt and impurities that could damage the pump, and a built in filter at the air inlet connection. Includes a height adjustable 2" BSPM bung adaptor.



**FLUIDS HANDLED**

- Grease up to NLGI-2.

**MARKETS SERVED**

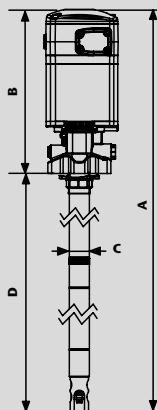
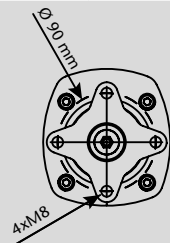
- Heavy-Duty service shops.
- Fleet service.
- Lube trucks.
- Mining and construction.
- Railroad and mass transit.
- In-plant.

MODELS				
PART No.	APPLICATION	PUMP TUBE HEIGHT	TOTAL HEIGHT	WEIGHT
530 610	185 kg (400 lb) drum	925 mm	1.212 mm	11 kg
530 620	50 kg (120 lb) drum	730 mm	1.017 mm	10 kg
530 630	12,5 - 20 kg (40 lb) pails	516 mm	803 mm	9 kg

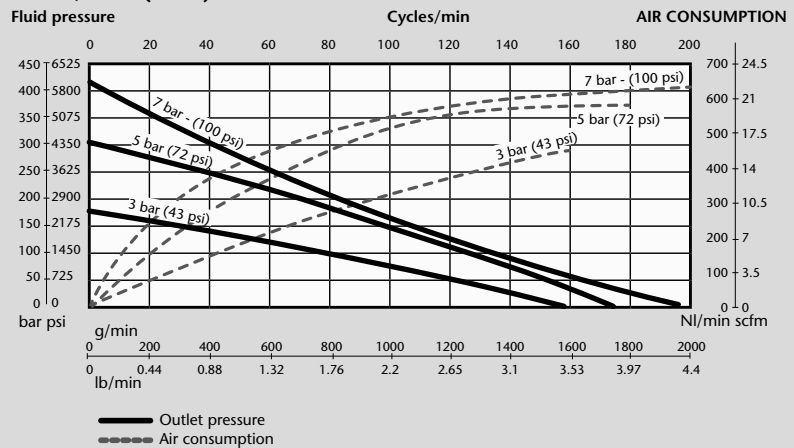
TECHNICAL DATA	
Pump pressure ratio	60:1
Continuous duty flow rate (1)	900 g/min (2 lb/min)
Maximum free flow	2 kg/min (4.4 lb/min)
Air pressure operating range	2 to 10 bar (20 to 145 psi)
Maximum outlet pressure	600 bar (8,700 psi)
Air motor effective diameter	80 mm (3.15")
Air motor stroke	80 mm (3.15")
Air consumption (2)	450 NI/min (15.9 scfm)
Air inlet	3/8" BSP (F)
Fluid outlet	3/8" BSP (F)
Wetted and seal materials	Cast Iron / Hard chromed steel / Steel / UHMWPE / NBR / PTFE / Viton
Noise level (3)	80 dB

(1) Delivery at 80 cycles per minute.  
 (2) Air consumption at 5 bar (70 psi) air pressure, NLGI-2 grease at 20 °C (68 °F) and 80 cpm.  
 (3) Noise level measured at 1 m (3') from the pump, 7 bar (100 psi) air pressure and free delivery.

DIMENSIONS (mm)			
MODEL	530 610	530 620	530 630
A	1.212	1.017	803
B	287	287	287
C	35	35	35
D	925	730	516



**NLGI-2, 70 °F (21 °C) CAPACITY CURVE**



## PUMPMASTER 35 - 60:1 RATIO PUMP KITS

534 610



### 534 620 PumpMaster 35 - 60:1 ratio pump kit for 50 kg drums

Includes 60:1 ratio pump for 50 kg drums 530 620 with drum cover for 50 kg drum 418 004, follower plate for 50 kg drum 417 002 and hose connection kit 534 600.

### 534 610 PumpMaster 35 - 60:1 ratio pump kit for 185 kg drums

Includes 60:1 ratio pump for 185 kg drums 530 610 with drum cover for 185 Kg drum 418 006, follower plate for 185 kg drums 417 004 and hose connection kit 534 600.



453 612



426 244



486 510



423 160

## PUMPMASTER 35 - 60:1 RATIO PACKAGES FOR 185 KG, 50 KG DRUMS

PART No.	PUMP AND HOSE REEL PACKAGE FOR 185 KG DRUMS	MOBILE PACKAGE FOR 185 KG DRUMS	MOBILE PACKAGE FOR 50 KG DRUMS <sup>(1)</sup>	MOBILE PACKAGE FOR 50 KG DRUMS
<b>PART No.</b>	<b>453 612</b>	<b>426 244</b>	<b>486 510</b>	<b>423 160</b>
<b>PUMP</b>	530 610	530 610	530 620	530 620
<b>DRUM COVER</b>	418 006	418 006	-	418 016
<b>FOLLOWER PLATE</b>	417 004	417 004	-	-
<b>HOSE CONNECTION KIT</b>	534 600	-	-	-
<b>GREASE GUN WITH Z-SWIVEL</b>	413 080	413 080	413 080	413 080
<b>DELIVERY HOSE</b>	15 m Hose reel 504 351	4 m x 3/8" 412 394	3 m x 3/8" 412 393	3 m x 1/4" 412 393
<b>DRUM TROLLEY</b>	-	432 000	480 050 <sup>(1)</sup>	431 000

(1) Shielded unit. Includes base with 2 wheels and 2 castors.

(2) Shielded unit. Includes base with 4 castors.

### Not included options:

**239 000:** 1/4" BSP (MM) connection adaptor.

**240 500:** Air filter and pressure regulator, 0-12 bar, 1/4" BSP (FF).

**417 001:** Follower plate 298 - 260 mm. For 12,5 and 18 kg pails.

**417 002:** Follower plate 370 - 330 mm. For 50 kg standard diameter drums.

**417 003:** Follower plate 405 - 360 mm. For 50 kg large diameter drums.

**417 005:** Follower plate 340 - 300 mm. For 20 kg pails.

**411 100:** In-line grease meter for grease control gun.

486 210 - 423 021

PUMPMASTER 35 - 60:1 RATIO PACKAGES FOR 20 & 18 KG PAILS

02  
GREASE PUMPS



	MOBILE PACKAGE FOR 20 KG PAILS <sup>(2)</sup>	PORTABLE PACKAGE FOR 18 KG PAILS
<b>PART No.</b>	<b>486 210</b>	<b>423 021</b>
<b>PUMP</b>	530 630	530 630
<b>DRUM COVER</b>	-	418 013
<b>FOLLOWER PLATE</b>	-	417 001
<b>HOSE CONNECTION KIT</b>	-	-
<b>GREASE GUN WITH Z-SWIVEL</b>	413 080	413 080
<b>DELIVERY HOSE</b>	2 m x 3/8" 412 390	2 m x 3/8" 412 390
<b>DRUM TROLLEY</b>	480 021 <sup>(2)</sup>	-

(1) Shielded unit. Includes base with 2 wheels and 2 castors.

(2) Shielded unit. Includes base with 4 castors.

424 062

MOBILE EXTRUSION UNIT FOR 12-20 KG PAILS



Mobile unit specially designed for its use with hard to pump sticky and high viscosity greases (up to NLGI3). The pump's lower end is fixed to an inductor plate and the pump is mounted to a pneumatic piston that elevates the pump for replacing an empty pail. The pneumatic piston also acts when the pump is in use, pushing the inductor plate against the grease, aiding the pump prime, making possible to pump very high viscosity grease.

The unit includes a PM35 - 60:1 pressure ratio pump and it is mounted to a rolling base with 4 wheels, two of them with brake.

**424 062 Mobile extrusion unit**

Includes 3 m high pressure hose and a grease control gun with Z-swivel and hydraulic nozzle.

**424 063 Mobile extrusion unit**

Same as model 424 062 but with no outlet hose and grease control gun.

**Not included options:**

**239 001:** 1/4" BSP (M) - 3/8" BSP (M) connection adaptor.

**240 500:** Air filter and pressure regulator, 1/4" BSP (FF).

**360 111:** Hose reel pivoting bracket.

**360 127:** Control gun holder and drip tray.

**417 001:** Follower plate 298 - 260 mm. For 12,5 kg and 18 Kg pails.

**417 002:** Follower plate 370 - 330 mm. For 50 kg standard diameter drums.

**417 003:** Follower plate 405 - 360 mm. For 50 kg large diameter drums.

**417 005:** Follower plate 340 - 300 mm. For 20 Kg pail.

**411 100:** In line grease meter for grease control gun.

# PUMPMASTER 3 & 35 ACCESSORIES

## DRUM COVERS AND FOLLOWER PLATES

418 004 - 417 003 - 360 133


Standard duty drum covers. Very solid construction. With 2" BSP (F) bung opening.

PART No.	DRUM TYPE	DRUM EXT. Ø (MIN. - MAX.)
<b>418 013</b>	12,5 to 18 kg pails	265 - 310 mm
<b>418 002</b>	20 kg pails	285 - 330 mm
<b>418 016</b>	50 kg drums	350 - 395 mm
<b>418 004</b>	50 kg drums	360 - 405 mm
<b>418 006</b>	185 kg drums	565 - 610 mm

Standard duty follower plates eliminate air pockets and aid pump prime. Rubber flange minimizes waste. With handle for removing from empty drums.

PART No.	DRUM TYPE	DRUM EXT. Ø (MIN. - MAX.)
<b>417 006</b>	12,5 kg pails	230 - 260 mm
<b>417 001</b>	12,5 to 18 kg pails	260 - 298 mm
<b>417 005</b>	20 kg pails	300 - 340 mm
<b>417 002</b>	50 kg drums	330 - 370 mm
<b>417 003</b>	50 kg drums	360 - 405 mm
<b>417 004</b>	185 kg drums	550 - 590 mm

**360 133 Drum cover adaptor.** Allows to mount a bung fixed PM35 pump to a Heavy-Duty covers 418 026 and 418 017 (see page 46).



## HOSE CONNECTION KIT

534 600

**534 600 Hose connection kit for Pump Master 35 grease pump only.**

Includes 1 m x 3/8" air hose (PN 247 710) with 3/8" - 1/2" BSP (MM) connection threads, quick air coupler 251 438, air nipple 255 338, 1,5 m x 3/8" high pressure grease hose (412 392) with 3/8"-1/2" BSP (MM) connection threads.

## AIR CONNECTION ACCESSORIES

See page 46 for air connection accessories.

## DRUM TROLLEYS

430 000 - 431 000 - 432 814 - 432 000

**430 000 Trolley for 20 kg pails**

Two wheel trolley with tubular frame for 20 and 50 kg drums.

**431 000 Trolley for 50 and 20 kg drums**

Four wheel trolley with tubular frame.

**431 001 Trolley for 50 and 20 kg drums**

Two wheel and two front rubber pads trolley with tubular frame.

**480 050 Mobile protective drum cabinet, 50 kg**

**480 021 Mobile protective drum cabinet, 20 kg**

**432 000 Trolley for 185 kg drum**

Two solid rubber wheels and one swivelling rubber wheel with brake. A hose reel and a pump can be, mounted using optional bracket.

**360 134 Pump bracket**

For mounting a short pump to trolley 432 000.

**360 135 Hose reel bracket**

For mounting a hose reel to trolley 432 000.

**432 814 Heavy Duty trolley for 185 kg drum**

Two 260 mm front tires and one swivelling solid rubber wheel with brake. A hose reel can be, mounted using optional bracket.

**360 113 Hose reel bracket**

For mounting a hose reel to trolley 432 814.



531 210

HEAVY-DUTY PRESSURE TRANSFER PUMP

02 GREASE PUMPS

Moderate pressure, high delivery double acting pumps for transfer of grease up to NLGI-2. Also recommended for use with low viscosity grease in centralized grease systems that do not require a very high pressure output and in large distribution systems of high viscosity oils.

Pumps are available with tube length to fit commercial 185 kg - 400 lb drums and they are available for cover mount to 185 kg - 400 lb open drums using a drum cover 418 017.



**FLUIDS HANDLED**

- Grease up to NLGI-2
- High viscosity oil.

**MARKETS SERVED**

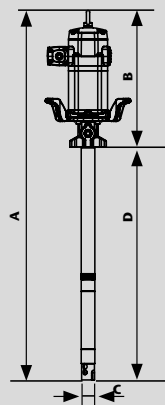
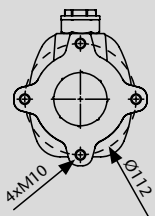
- Lube trucks.
- Mining and construction.
- In-plant.

MODELS				
PART No.	APPLICATION	PUMP TUBE HEIGHT	TOTAL HEIGHT	WEIGHT
531 210	185 kg (400 lb) drum	855 mm	1.357 mm	24 kg

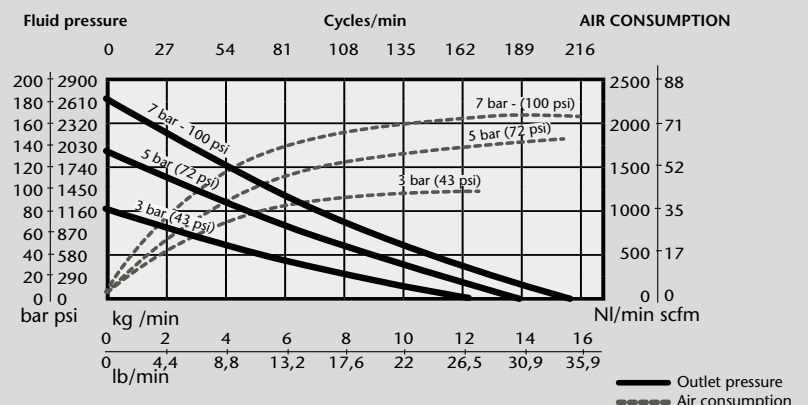
TECHNICAL DATA	
Pump pressure ratio	25:1
Continuous duty flow rate	6 kg/min (13.2 lb/min)
Maximum free flow	16 kg/min (35.3 lb/min)
Air pressure operating range	1,5 - 14 bar (20 - 200 psi)
Maximum outlet pressure	350 bar (5,000 psi)
Air motor effective diameter	115 mm (4.5")
Air motor stroke	100 mm (4")
Air consumption <sup>(1)</sup>	1.340 NI/min (47 cfm)
Air inlet	1/2" BSP (F)
Fluid outlet	1/2" BSP (F)
Wetted and seals materials	Cast Iron / Steel / Hard chromed steel / UHMWPE / NBR
Noise level <sup>(2)</sup>	80 dB

(1) Air consumption at 5 bar air pressure, NLGI-0 grease at 20 °C and 80 cpm.  
 (2) Noise level measured at 1 m from the pump, 7 bar air pressure and free delivery.

DIMENSIONS (MM)	
MODEL	531 210
A (mm)	1.357
B (mm)	502
C (mm)	50
D (mm)	855



**NLGI-0, 21 °C (70 °F) CAPACITY**



# PUMPMASTER 45 - 40:1 RATIO GREASE PUMPS



HEAVY-DUTY HIGH FLOW PUMPS

531 410

High flow double acting pumps with high pressure delivery for use in lubrication systems that require a combination of high flow and pressure delivery. Pumps can be used with grease up to NLGI-2 viscosity. These pumps can be used in medium length systems that include simultaneous operation outlets.

Pumps are available for cover mount to 50 kg - 120 lb and 185 kg - 400 lb open drums and for horizontal and side mount on grease totes and bags.

02

GREASE PUMPS



## FLUIDS HANDLED

- Grease up to NLGI-2.

## MARKETS SERVED

- Heavy-Duty service shops.
- Fleets.
- Mining and construction.
- Railroad and mass transit.
- In-plant.
- Marine.

## MODELS

PART No.	APPLICATION	PUMP TUBE HEIGHT	TOTAL HEIGHT	WEIGHT
531 410	185 kg (400 lb) drum	855 mm	1.357 mm	25 kg
531 420	50 kg (120 lb) drum	650 mm	1.152 mm	22 kg
531 430*	Bulk tote	490 mm	992 mm	26 kg

\* Includes adaptor 753 110 to fit a 3" cam-lock connector for use in totes and grease bags.

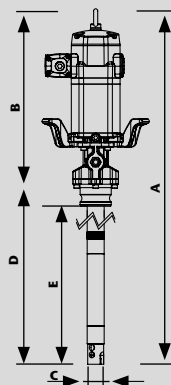
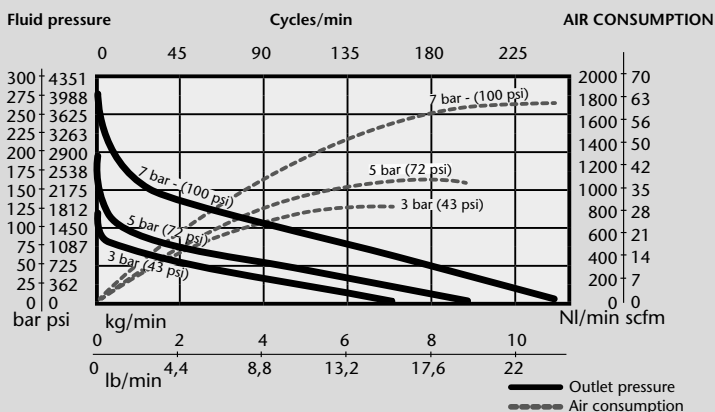
## TECHNICAL DATA

Pump pressure ratio	40:1
Continuous duty flow rate	3,5 kg/min (7.5 lb/min)
Maximum free flow	11 kg/min (24.3 lb/min)
Air pressure operating range	1,5 - 14 bar (20 - 200 psi)
Maximum outlet pressure	560 bar (8,000 psi)
Air motor effective diameter	115 mm (4.5")
Air motor stroke	100 mm (4")
Air consumption <sup>(1)</sup>	750 NI/min (26.5 cfm)
Air inlet	1/2" BSP (F)
Fluid outlet	1/2" BSP (F)
Wetted and seals materials	Cast Iron / Steel / Hard chromed steel / UHMW PE / NBR / PTFE
Noise level <sup>(2)</sup>	80 dB

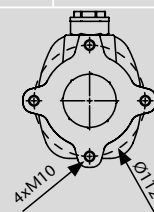
(1) Air consumption at 5 bar air pressure, NLGI-2 grease at 20 °C and 80 cpm.

(2) Noise level measured at 1 m from the pump, 7 bar air pressure and free delivery.

## NLGI-2, 21 °C (70 °F) CAPACITY



DIMENSIONS (MM)			
MODEL	531 410	531 420	531 430*
A (mm)	1.357	1.152	992
B (mm)	502	502	502
C (mm)	50	50	50
D (mm)	855	650	490
E (mm)	-	-	410



531 710

HEAVY-DUTY HIGH PRESSURE PUMPS

02 GREASE PUMPS

High pressure double acting pump for use in applications that require extra pressure output or when cold temperatures a low air pressure could limit pump performance. Pumps can be used with grease up to NLGI-2 viscosity. These pumps can be used in large distribution systems that include simultaneous operation outlets.

Pumps are available for cover mount to 50 kg - 120 lb and 185 kg - 400 lb open drum and for horizontal and side mount on grease totes and bags.



**FLUIDS HANDLED**

- Grease up to NLGI-2.

**MARKETS SERVED**

- Heavy-Duty service shops.
- Fleets.
- Lube trucks.
- Mining and construction.
- Rail road and mass transit.
- In-plant.
- Marine.

MODELS				
PART No.	APPLICATION	PUMP TUBE HEIGHT	TOTAL HEIGHT	WEIGHT
531 710	185 kg (400 lb) drum	855 mm	1.357 mm	25 kg
531 720	50 kg (120 lb) drum	650 mm	1.152 mm	22 kg
531 730*	Bulk tote	490 mm	992 mm	21 kg

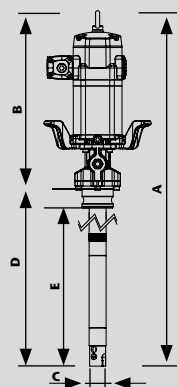
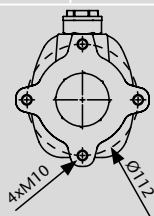
\* Includes adaptor 753 110 to fit a 3" cam-lock connector for use in totes and grease bags.

TECHNICAL DATA	
Pump pressure ratio	70:1
Continuous duty flow rate	2 kg/min (4.5 lb/min)
Maximum free flow	7,5 kg/min (16.5 lb/min)
Air pressure operating range	1,5 - 7 bar (20 - 100 psi)
Maximum outlet pressure	490 bar (7,000 psi)
Air motor effective diameter	115 mm (4.5")
Air motor stroke	100 mm (4")
Air consumption <sup>(1)</sup>	925 NI/min (32.6 cfm)
Air inlet	1/2" BSP (F)
Fluid outlet	1/2" BSP (F)
Wetted and seals materials	Cast Iron / Steel / Hard chromed steel / UHMW PE / NBR / PTFE
Noise level <sup>(2)</sup>	80 dB

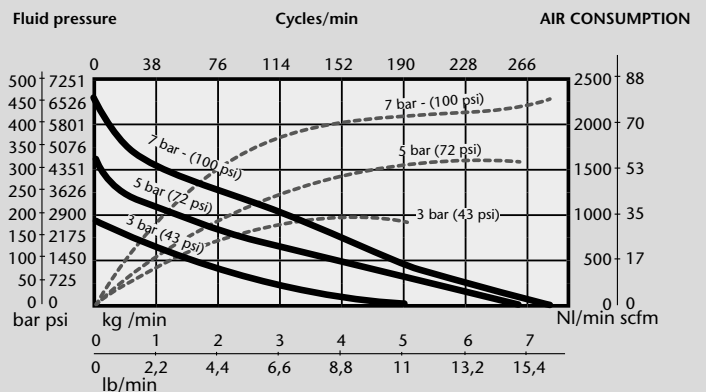
(1) Air consumption at 5 bar air pressure, NLGI-2 grease at 20 °C and and 80 cpm.

(2) Noise level measured at 1 m from the pump, 7 bar air pressure and free delivery.

DIMENSIONS (MM)			
MODEL	531 710	531 720	531 730*
A (mm)	1.357	1.152	992
B (mm)	502	502	502
C (mm)	50	50	50
D (mm)	855	650	490
E (mm)	-	-	410



**NLGI-2, 21 °C (70 °F) CAPACITY**



# PUMPMASTER 60 - 12:1 RATIO GREASE PUMP

HEAVY-DUTY VOLUME TRANSFER PUMP

532 130

Moderate pressure, very high volume double acting grease pump for use in transfer applications. These pumps can be used with all type of grease up to NLGI-2. Pumps are available for horizontal mounting on grease totes and grease bags and they include an adaptor to fit a 3" Cam-Lock coupler. They can be used with 185 kg - 400 lb drums when mounted to air pneumatic inductor (see "Grease pump kits" section in this chapter.)

02  
GREASE PUMPS

### FLUIDS HANDLED

- Grease up to NLGI-2.

### MARKETS SERVED

- Mining and construction.
- In-plant grease transfer.
- Rail road and mass transit.



### MODELS

PART No.	APPLICATION	PUMP TUBE HEIGHT	TOTAL HEIGHT	WEIGHT
532 130*	Bulk tote	226 mm	742 mm	19 kg

\* Includes adaptor 753 110 to fit a 3" cam-lock connector for use in totes and grease bags.

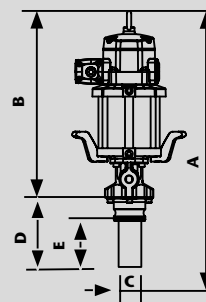
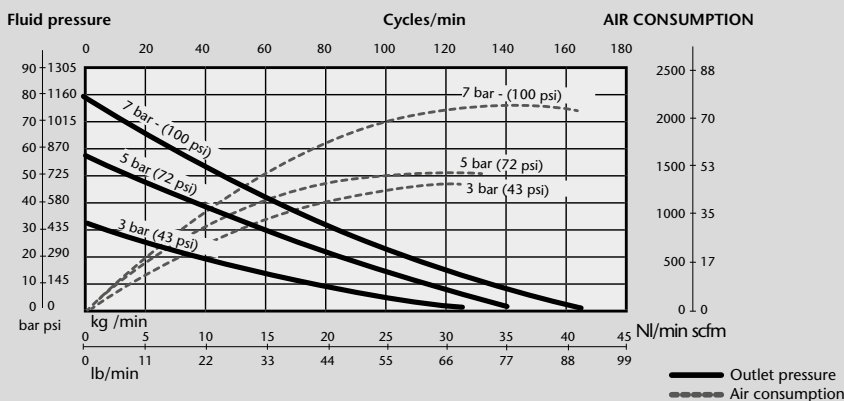
### TECHNICAL DATA

Pump pressure ratio	12:1
Continuous duty flow rate	15 kg/min (33 lb/min)
Maximum free flow	40 kg/min (88 lb/min)
Air pressure operating range	1,5 - 7 bar (20 - 100 psi)
Maximum outlet pressure	84 bar (1,200 psi)
Air motor effective diameter	150 mm (6")
Air motor stroke	100 mm (4")
Air consumption <sup>(1)</sup>	1.100 NI/min (39 cfm)
Air inlet	1/2" BSP (F)
Fluid outlet	1" BSP (F)
Wetted and seals materials	Cast Iron / Steel / Hard chromed steel / UHMWPE / NBR / PTFE / Polyurethane
Noise level <sup>(2)</sup>	80 dB

(1) Air consumption at 5 bar air pressure, NLGI-2 grease at 20 °C and 60 cpm.

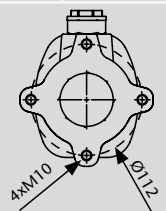
(2) Noise level measured at 1 m from the pump, 7 bar air pressure and free delivery.

### NLGI-2, 21 °C (70 °F) CAPACITY



### DIMENSIONS (mm)

MODEL	532 130
A (mm)	742
B (mm)	516
C (mm)	70
D (mm)	226
E (mm)	146




532 810

HEAVY-DUTY HIGH PERFORMANCE PUMPS

02  
GREASE PUMPS

Very high pressure and high volume delivery double acting pump for use in applications that require extra pressure and volume output and where cold temperatures or low air pressure could limit pump performance. Pumps can be used with grease up to NLGI-2 viscosity. These pumps can be used in large distribution systems that include simultaneous operation outlets. Pumps are available for cover mount to 50 kg - 120 lb and 185 kg - 400 lb open drum and for side mount on grease totes.



### FLUIDS HANDLED

- Grease up to NLGI-2.

### MARKETS SERVED

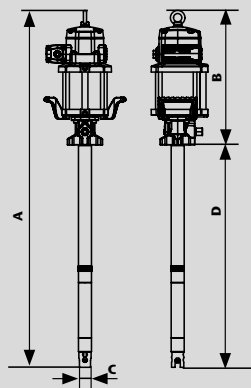
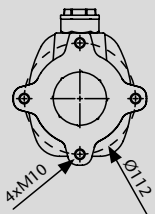
- Mining and construction.
- In-plant.
- Railroad and mass transit.
- Lube trucks.
- Fleets.

MODELS				
PART No.	APPLICATION	PUMP TUBE HEIGHT	TOTAL HEIGHT	WEIGHT
532 810	185 kg (400 lb) drum	855 mm	1.371 mm	27 kg
532 820	50 kg (120 lb) drum	650 mm	1.166 mm	24 kg

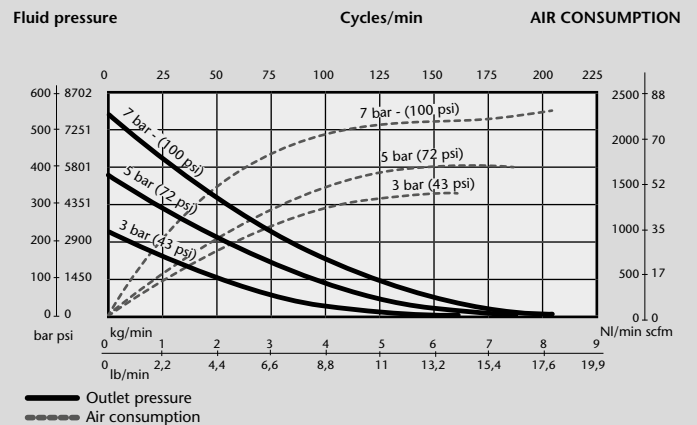
TECHNICAL DATA	
Pump pressure ratio	80:1
Continuous duty flow rate	2,5 kg/min (5.5 lb/min)
Maximum free flow	8 kg/min (17.6 lb/min)
Air pressure operating range	1,5 - 7 bar (20 - 100 psi)
Maximum outlet pressure	560 bar (8,000 psi)
Air motor effective diameter	150 mm (6")
Air motor stroke	100 mm (4")
Air consumption <sup>(1)</sup>	1.000 NI/min (35 cfm)
Air inlet	1/2" BSP (F)
Fluid outlet	1/2" BSP (F)
Wetted and seals materials	Cast Iron / Steel / Hard chromed steel / UHMW PE / NBR / PTFE
Noise level <sup>(2)</sup>	80 dB

(1) Air consumption at 5 bar air pressure, NLGI-2 grease at 20 °C and 60 cpm.  
 (2) Noise level measured at 1 m from the pump, 7 bar air pressure and free delivery.

DIMENSIONS (MM)		
MODEL	532 810	532 820
A (mm)	1.371	1.166
B (mm)	516	516
C (mm)	50	50
D (mm)	855	650



### NLGI-2, 21 °C (70 °F) CAPACITY



# PUMPMASTER 45 & 60 INSTALLATION KITS

## PUMPMASTER 45 INSTALLATION KITS

534 710

PM45 pump kits for 50 kg and 185 kg drums, totes and grease bins.

	KIT PART No.	PUMP	RATIO	COVER	FOLLOWER PLATE	CONNECTION KIT	CAMLOCK FEMALE	CAMLOCK MALE
<b>50 KG DRUM MOUNTED PUMP KIT</b>	<b>534 420</b>	531 420	40:1	418 017	(1)	534 103	-	-
	<b>534 720</b>	531 720	70:1	418 017	(1)	534 103	-	-
<b>185 KG DRUM MOUNTED PUMP KIT</b>	<b>534 410</b>	531 410	40:1	418 026	417 009	534 103	-	-
	<b>534 710</b>	531 710	70:1	418 026	417 009	534 103	-	-
	<b>534 210</b>	531 210	25:1	418 026	417 009	534 103	-	-
<b>TANK SIDE MOUNTED PUMP KIT</b>	<b>534 240</b>	531 210	25:1	-	-	534 103	950 358	753 110
	<b>534 440</b>	531 410	40:1	-	-	534 103	950 358	753 110
	<b>534 740</b>	531 710	70:1	-	-	534 103	950 358	753 110
<b>TANK HORIZONTAL MOUNTED PUMP KIT</b>	<b>534 441</b>	531 430	40:1	-	-	534 103	950 358	(2)
	<b>534 741</b>	531 730	70:1	-	-	534 103	950 358	(2)

(1) Use follower plate 417 010 or 417 011 as required. Follower plate not included.

(2) Included with pump.

SAMOA recommends using an air filter and pressure regulator at the pump air inlet and a high pressure needle valve between the grease delivery hose and the grease distribution line.



02

GREASE PUMPS

## PUMPMASTER 60 INSTALLATION KITS

534 141

PM60 pump kits for 50 kg and 185 kg drums, totes and grease bins.

	KIT PART No.	PUMP	RATIO	COVER	FOLLOWER PLATE	CONNECTION KIT	CAMLOCK FEMALE	CAMLOCK MALE
<b>50 kg DRUM MOUNTED PUMP KIT</b>	<b>534 820</b>	532 820	80:1	418 017	(1)	534 103	-	-
<b>185 kg DRUM MOUNTED PUMP KIT</b>	<b>534 810</b>	532 810	80:1	418 026	417 009	534 103	-	-
<b>TANK SIDE MOUNTED PUMP KIT</b>	<b>534 840</b>	532 810	80:1	-	-	534 103	950 358	753 110
<b>TANK HORIZONTAL MOUNTED PUMP KIT</b>	<b>534 141</b>	532 130	12:1	-	-	539 009	950 358	(2)

(1) Use follower plate 417 010 or 417 011 as required. Follower plate not included.

(2) Included with pump.

SAMOA recommends using an air filter and pressure regulator at the pump air inlet and a high pressure needle valve between the grease delivery hose and the grease distribution line.



## PUMP HOIST

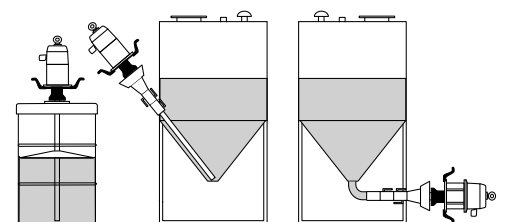
### 391 022 Pump Hoist

Maximum utility air operated hoist lifts and lowers pumps, making drum changes easier, faster and safer. Hoist arm adjusts to fit different pump heights and swings a full 360°, serving one or more pumps. It can be used with 185 kg - 400 lb and 50 kg - 120 lb drums.

Maximum height raised: 2.630 mm.

Minimum height lowered: 1.630 mm.

391 022



**DRUM MOUNTED PUMP**

**TANK SIDE MOUNT PUMP**

**TANK HORIZONTAL MOUNT PUMP**



PumpMaster 45 and PumpMaster 60 grease pumps mounted onto an air operated inductor plate for use with high viscosity, hard to pump greases directly from 185 kg drum.

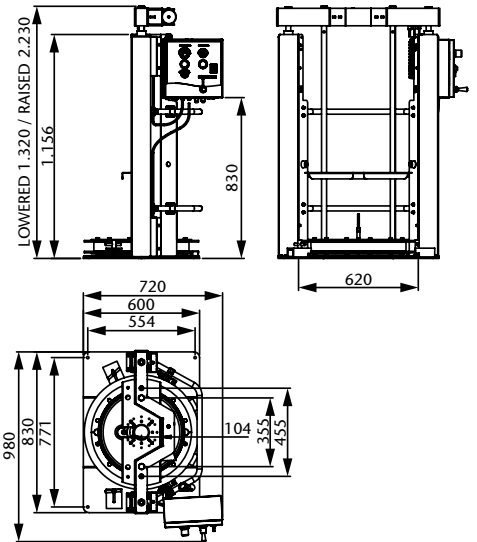
When the double lip inductor plate is attached to the lower end of the pump tube, it exerts pneumatic, weight and atmospheric pressure on the material forcing pump priming. The inductor plate also serves as protection against contaminants and eliminates material waste.

There are two Power Ram models. The **BASIC Power Ram** includes:

- Follower plate with double Buna-N lip seals guide rods
  - Platform base with drum retainers.
  - Controls for raising and lowering the inductor plate with pressure regulator.
  - Ball valve for releasing the vacuum manually when the plate is removed from an empty drum.
  - Pump adapter for fixing the pump to the follower plate
- Pump air connection accessories are not included.

The **AUTOMATIC Power Ram** includes the same features as the Basic model plus:

- Pump air connection accessories.
- On / Off control of the pump.
- Up / Down control of the ram for easy drum exchange.
- Two independent air pressure regulators, one for the pump and the other for the power ram cylinders.
- Pump / Ram independent air pressure gauge.
- Automatic empty drum pump shut-off safety feature.
- Automatic Vacuum release.



Dimensions in mm

PART No. BASIC POWER RAM	PART No. AUTOMATIC POWER RAM	PUMP
534 421.001	534 421	531 420 (PM45 - 40:1)
534 721.001	534 721	531 720 (PM45 - 70:1)
534 121.001	534 121	532 130 (PM60 - 12:1)
534 821.001	534 821	532 820 (PM60 - 80:1)

# PUMPMaster 35, 45 AND 60 GREASE PUMP KITS

PUMP SYSTEMS WITH PNEUMATIC PUMP HOIST AND GRAVITY INDUCTOR FOR 185 KG DRUMS

534 611

PumpMaster 35, PumpMaster 45 and PumpMaster 60 grease pumps mounted onto a gravity fed follower plate and an air operated pump hoist for use with 185 kg drums.

The air operated pump hoist lifts and lowers the pump, making drums changes easier, faster and safer. The pump lower end is rigidly fixed to a follower plate with a single rubber lip. The weight of the pump, pump bracket and follower plate plus the atmospheric pressure push the assembly against the fluid eliminating channelling and air pocket, keeping lubricant free from contaminants, minimizing waste and aiding pump priming.

**534 611**

PM35 - 60:1 pump system with pump hoist and gravity follower plate for 185 kg drums. Includes pump 530 620 and hose connection kit Part No. 534 612.

**534 411**

PM45 - 40:1 pump system with air operated double post inductor for 185 kg drums. Includes pump 531 410 and hose connection kit Part No. 534 414.

**534 711**

PM45 - 70:1 pump system with air operated double post inductor for 185 kg drums. Includes pump 531 710 and hose connection kit Part No. 534 414.

**534 811**

PM60 - 80:1 pump system with air operated double post inductor for 185 kg drums. Includes pump 532 810 and hose connection kit Part No. 534 414.



02

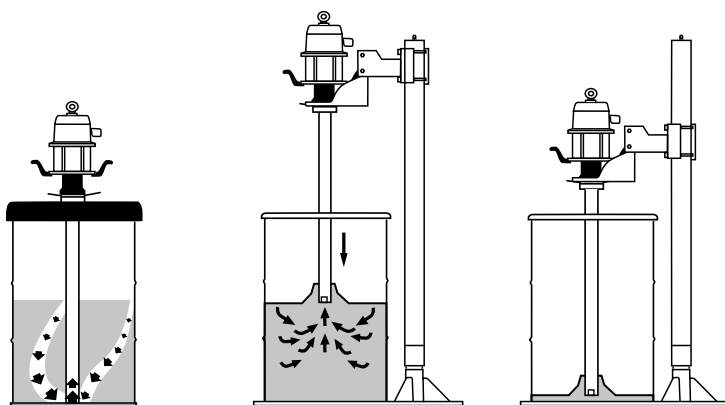
GREASE PUMPS



**Option:**

**399 101 Steel mounting plate for 185 kg drums**

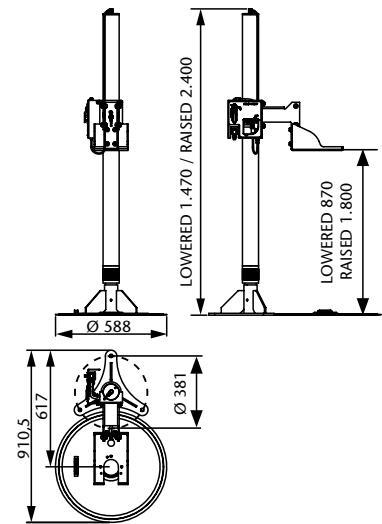
Includes drum retainers. Needs to be secured to the floor. Dimensions: 800 x 900 x 36 mm.



No inductor.  
Air pockets and channels can be formed.

With inductor plate.  
Pump is permanently primed.

Inductor plates aid to minimize waste left in the drum.



Dimensions in mm


# PUMPMASTER 45 & 60 GREASE PUMP ACCESSORIES

## AIR ACCESSORIES FOR GREASE PUMPS

### HEAVY DUTY DRUM COVERS



418 026



418 017

Covers are made from heavy steel gauge to withstand hard usage. Cover flange provides rigidity and maintains solid position on drum. Grease pump mounts in centre of cover with four screws.

PART No.	APPLICATION	MAX. - MIN. DRUM DIAMETER
FOR PM45 & 60 PUMPS		
<b>418 026</b>	185 kg - 400 lb	620 - 580 mm
<b>418 017</b>	50 kg - 120 lb	395 - 350 mm

### HEAVY DUTY FOLLOWER PLATES



417 009

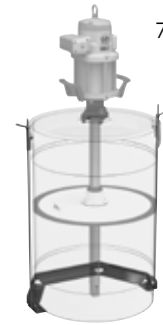


417 010

Follower plates eliminate channeling and air pockets, keep lubricant free from contaminants, remove all grease from the drum and aid pump prime. HD follower plates are manufactured in galvanized steel and has a central part in aluminum that adjusts to the pump tube using O'ring to create a perfect seal.

PART No.	APPLICATION	MAX. - MIN. DRUM Ø
FOR PM45 & 60 PUMPS		
<b>417 009</b>	185 Kg - 400 lb. drums	590 - 550 mm
<b>417 010</b>	50 Kg - 120 lb. drums	305 - 360 mm
<b>417 011</b>	50 Kg - 120 lb. drums	370 - 330 mm

### HOLD DOWN KITS



741 604

*Pump, follower plate, drum cover and drum are not included.*

Allow to fix a 185 kg or a 50 kg drum to a lube truck bed when used together with drum covers 418 026 and 418 017.

**741 604 Hold down kit for 185 kg - 400 lb drums**

For use with drum cover 418 026.

**741 605 Hold down kit for 50 kg - 129 lb drums**

For use with drum cover 418 017.

### AIR ACCESSORIES

PART No.	THREAD	COMPONENT	APPLICATION
<b>AIR TREATMENT UNITS</b>			
<b>241 001</b>	1/2" BSP (FF) with 1/2" BSP(M) - 3/8" BSP(F) adaptors	Combined air filter, regulator and lubricator	<b>PM35 pumps</b>
<b>241 501</b>		Combined air filter and regulator	
<b>241 201</b>		Air line regulator	
<b>242 102</b>	3/4" BSP (FF)	Combined air filter, regulator and lubricator	<b>PM45 and PM60 pumps</b>
<b>242 302</b>		Air filter	
<b>242 202</b>		Air line regulator	

PART No.	THREAD	APPLICATION
<b>STANDARD SERIES QUICK COUPLERS</b>		
<b>253 138</b>	3/8" BSP(F)	<b>PM35 pumps</b>
<b>253 112</b>	1/2" BSP (F)	<b>PM45 and PM60 pumps</b>
<b>SAFETY QUICK COUPLERS</b>		
<b>250 638</b>	3/8" BSP(F)	<b>PM35 pumps</b>
<b>250 612</b>	1/2" BSP (F)	<b>PM45 and PM60 pumps</b>

PART No.	THREAD	APPLICATION
<b>AIR NIPPLES</b>		
<b>259 038</b>	3/8" BSP(M)	<b>PM35 pumps</b>
<b>259 012</b>	1/2" BSP (M)	<b>PM45 and PM60 pumps</b>



240 000

253 112



250 612



259 012



### AIR AND GREASE CONNECTION KITS



534 103

**534 103** Includes 1 m x 3/8" air hose (PN 247 710) with 3/8" - 1/2" BSP (MM) connection threads, quick air coupler 251 438, air nipple 255 338, 1,5 m x 3/8" high pressure grease hose (412 392) with 3/8"-1/2" BSP (MM) connection threads. **For use with all PM45 and PM60 grease pumps except with pump PM60 12:1 ratio grease pump.**

### CAM-LOCK ADAPTORS



753 110



950 358

Allow to fix a pump horizontally or vertically to grease bags, totes and other type of containers.

**753 110 Male Cam-Lock adaptor**

Fixes to the bottom end of the grease pump body. Fits any standard 3" female Cam-Lock connector.

**950 358 Female Cam-Lock connector**

Connection thread 3" BSP (F).

412 103

**GREASE HOSES**



Manufactured in NBR with a high density steel reinforcement braid. With two swaged nuts and male-male adaptors on both ends.

- 412 101**, 1 m x 1/4". Working pressure: 400 bar. Connection threads: 1/4" BSP (MM).
- 412 190**, 1,5 m x 1/4". Working pressure: 400 bar. Connection threads: 1/4" BSP (MM).
- 412 102**, 2 m x 1/4". Working pressure: 400 bar. Connection threads: 1/4" BSP (MM).
- 412 103**, 3 m x 1/4". Working pressure: 400 bar. Connection threads: 1/4" BSP (MM).
- 412 104**, 4 m x 1/4". Working pressure: 400 bar. Connection threads: 1/4" BSP (MM).
  
- 412 391**, 1,5 m x 3/8". Working pressure: 330 bar. Connection threads: 1/4" - 3/8" BSP (MM).
- 412 392**, 1,5 m x 3/8". Working pressure: 330 bar. Connection threads: 3/8" BSP (MM).
- 412 390**, 2 m x 3/8". Working pressure: 330 bar. Connection threads: 1/4" - 3/8" BSP (MM).
- 412 393**, 3 m x 3/8". Working pressure: 330 bar. Connection threads: 1/4" - 3/8" BSP (MM).
- 412 394**, 4 m x 3/8". Working pressure: 330 bar. Connection threads: 1/4" - 3/8" BSP (MM).
  
- 412 202**, 1,8 m x 1/2". Working pressure: 275 bar. Connection threads: 1/2" BSP (MM).
- 412 203**, 3 m x 1/2". Working pressure: 275 bar. Connection threads: 1/2" BSP (MM).

**02**  
GREASE PUMPS

950 304

**VALVES**



**LOW AND MEDIUM PRESSURE VALVES**

<b>950 305</b>	1/4" BSP (FF), 65 bar quarter turn valve
<b>950 320</b>	3/8" BSP (FF), 65 bar quarter turn valve
<b>950 300</b>	1/2" BSP (FF), 65 bar quarter turn valve

**HIGH PRESSURE VALVES**

<b>950 304</b>	1/2" BSP (FF), 500 bar quarter turn valve
<b>950 328</b>	3/4" BSP (FF), 400 bar quarter turn valve
<b>950 329</b>	1" BSP (FF), 350 bar quarter turn valve

**AIR LINE SHUTOFF VALVES**

<b>950 318</b>	Air valve, 3/8" BSP (FF)
<b>950 319</b>	Air valve, 1/2" BSP (FF)

## GREASE PUMP MOUNTING ACCESSORIES QUICK REFERENCE CHART

PUMP	PUMPMASTER 3	PUMPMASTER 35	PUMPMASTER 45			PUMPMASTER 60 <sup>(1)</sup>	
	55:1	60:1	25:1	40:1	70:1	12:1	80:1
<b>BUNG ADAPTOR</b>	410 000	410 001	(2)	(2)	(2)	(2)	(2)
<b>CONNECTION HOSE KIT</b>	412 910	534 600	534 103	534 103	534 103	539 009	534 103
<b>DRUM COVER 185 KG</b>	418 006	418 006	418 026	418 026	418 026	N/A	418 026
<b>DRUM COVER 50 KG</b>	418 004	418 004	N/A	418 017	418 017	N/A	418 017
<b>FOLLOWER PLATE 185 KG</b>	417 004	417 004	417 009	417 009	417 009	N/A	417 009
<b>FOLLOWER PLATE 50 KG</b>	417 002	417 002	N/A	417 011	417 011	N/A	417 011
<b>CAM-LOCK ADAPTOR</b>	N/A	N/A	N/A	753 110 <sup>(3)</sup>	753 110 <sup>(3)</sup>	753 110 <sup>(3)</sup>	753 110 <sup>(4)</sup>
<b>CAM-LOCK CONNECTOR</b>	N/A	N/A	N/A	950 358	950 358	950 358	N/A
<b>AIR REGULATOR WITH GAUGE</b>	240 200	241 201	241 201	241 201	241 201	241 201	241 201
<b>AIR FILTER LUBRICATOR</b>	240 500	241 501	241 501	241 501	241 501	241 501	241 501
<b>FRL</b>	240 000	241 001	241 001	241 001	241 001	241 001	241 001
<b>AIRLINE SHUTOFF VALVE</b>	950 321	950 319	950 319	950 319	950 319	950 319	950 319
<b>FLUID SHUTOFF VALVE</b>	950 304	950 304	950 328	950 304	950 304	950 328	950 304
<b>AIR QUICK COUPLER</b>	253 114	255 338	251 412	251 412	251 412	251 412	251 412
<b>AIR QUICK CONNECTOR</b>	259 014	251 438	255 312	255 312	255 312	255 312	255 312
<b>AIR CONNECTION ACCESSORIES I.D.</b>	1/4" - 6 mm	3/8" - 9,5 mm	1/2" - 12,5 mm	1/2" - 12,5 mm	1/2" - 12,5 mm	1/2" - 12,5 mm	1/2" - 12,5 mm

(1) PM60, 12:1 pump is only available for horizontal mount on tanks, totes and grease bags.

(2) Flange mounted pumps. No bung adaptor for fixing a pump to a cover.

(3) Included in short pumps for horizontal mount on tanks, totes and grease bags. Required for vertical mount on grease tanks (long pumps).

(4) For vertical mount on grease tanks only (long pumps).

## 03 AIR OPERATED PUMPS FOR OTHER SERVICE FLUIDS

DIAPHRAGM PUMP INTRODUCTION . . . . .	.50
DIRECTFLO® PUMP RANGE COMPARATIVE CHART . . . . .	.51
DIRECTFLO® CUSTOM SERIES . . . . .	.52
DIRECTFLO® FUNCTION SERIES . . . . .	.53
DIRECTFLO® PERFORMER SERIES . . . . .	.57
DIAPHRAGM PUMPS ACCESSORIES . . . . .	.58
AIR OPERATED PISTON PUMPS FOR FLUIDS . . . . .	.60

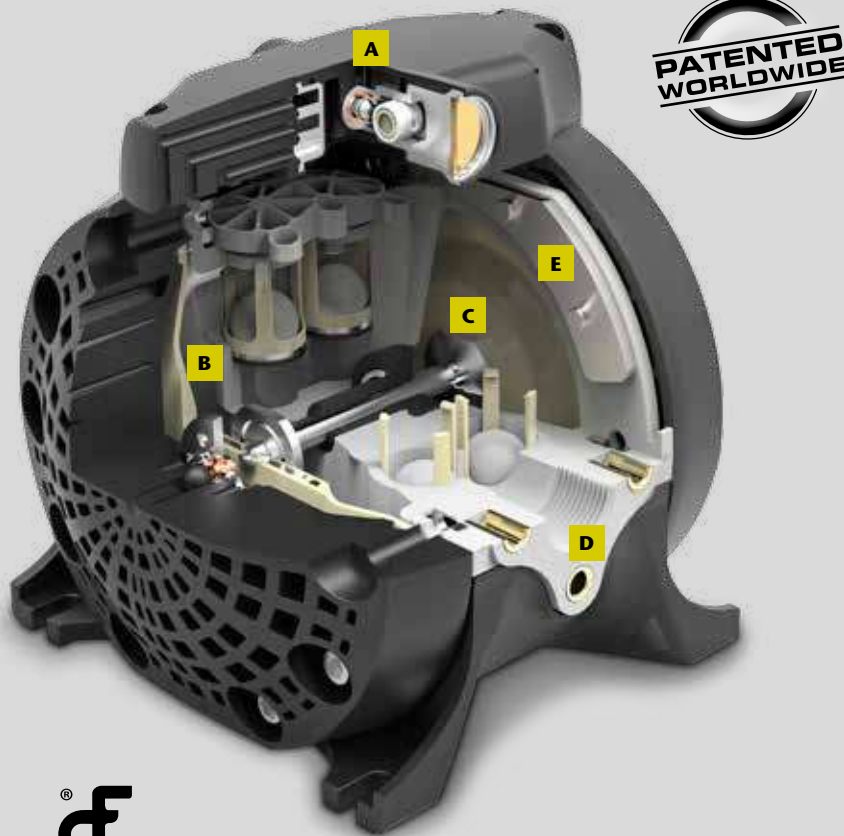


## INNOVATIVE TECHNOLOGIES CREATE THE DIFFERENCE

Conventional air operated diaphragm pumps pump the fluid around the outside of the pump and compressed air acts on the inside face of the diaphragms. In Directflo® pumps the fluid is pumped through the centre of the pump and compressed air acts on the outside face of the diaphragms.

03

OTHER FLUIDS  
PUMPS



### SUPERIOR ALL-ROUND PUMPING PERFORMANCE

- Significant dry suction lift eliminates self-priming issues.
- Discharge fluids at up to 8 bar (115 psi), to pump medium viscosity fluids even over long pipe runs and up to significant heights.
- Efficient compressed air usage.

#### **A** FRICTIONLESS PIVOTING AIR VALVE

- High operational reliability.
- Variable flow rate and pressure by adjusting the air pressure.
- No stalling.
- No icing.
- Self-cleaning.
- Extremely fast switching between strokes reduces air consumption and minimizes pulsations.
- Enables a short stroke pump design, for long diaphragm life.
- Tolerates dry, damp, dirty or oily air.

#### **B** BALL CHECK VALVES ADJACENT TO DIAPHRAGMS

- Very fast valve action, even with viscous fluids. Together with the high speed frictionless pivoting air valve, this enables a short stroke pump design, for long diaphragm life.
- Enables superior pump suction and thus improves overall pump performance.

#### **C** STRESS FREE DIAPHRAGM COUPLINGS

- Nonrigid sliding couplings between push rod and diaphragms prevent diaphragm and push rod stress.
- Long leak free diaphragm life.
- Fast and easy diaphragm service.

#### **D** SINGLE PART MOULDED PUMP BODY

- Minimizes energy losses within the pump.
- No leaks.
- Compact.

#### **E** FLANGE FASTENING PLATES

- Pumps with plastic central bodies are fitted with load spreading stainless steel flange fastening plates.
- Reduces the risk of damage to plastic bodies when flange bolts are over tightened.
- Enhances sealing in the areas between flange bolts and so reduces the risk of flange leaks.

# DIRECTFLO® PUMP RANGE COMPARATIVE CHART

## FLUIDS HANDLED

- Lubricants.
- Antifreeze.
- Windshield wash.
- Diesel.
- AdBlue® / DEF.
- Water.
- Waste fluids.

## MARKETS SERVED


- Car and truck dealers.
- Construction, mining.
- Rail and mass transit.
- Lube trucks.
- Fleets.
- In-plant.
- Quick lubes.



## POLYPROPYLENE PUMPS

DIRECTFLO® SERIES	DC20	DF30	DF50	DF100	DP200
<b>PUMP PRESSURE RATIO</b>	1:1	1:1	1:1	1:1	1:1
<b>MAXIMUM FREE DELIVERY<sup>(1)</sup></b>	20 l/min	38 l/min	50 l/min	100 l/min	200 l/min
<b>DELIVERY PER STROKE APPROX.<sup>(1)</sup></b>	0,03 litres	0,07 litres	0,1 litres	0,25 l	0,50 l
<b>DELIVERY PER CYCLE (2 X STROKES)<sup>(1)</sup></b>	0,06 litres	0,14 litres	0,20 litres	0,50 l	1 l
<b>AIR PRESSURE OPERATING RANGE</b>	1,5 to 7 bar	1,5 to 8 bar	1,5 to 8 bar	1,5 to 8 bar	1,5 to 8 bar
<b>SOLIDS IN SUSPENSION MAXIMUM SIZE</b>	2 mm	3 mm	3 mm	4 mm	6 mm
<b>MAXIMUM DRY SUCTION HEAD<sup>(1)</sup></b>	2 m	4 m	6 m	4.5 m	5 m
<b>MAXIMUM WET SUCTION HEAD<sup>(1)</sup></b>	7 m	8 m	8 m	7 m	8 m
<b>WEIGHT</b>	1,2 kg	1,9 kg	2,2 kg	5,1 kg	10,5 kg
<b>FLUID INLET CONNECTION</b>	Int.: 1/4" BSPP (F) Ext.: 3/4" NPT (M)	DF30: 1/2" BSP (F) DF30T: 2 x 3/8" BSP (F)	DF50: 1/2" BSP (F) DF50T: 2 x 3/8" BSP (F)	1" BSP (F)	DIN DN 25 and 1" ANSI flange
<b>FLUID OUTLET CONNECTION</b>	Int.: 1/4" BSPP (F) Ext.: 3/4" NPT (M)	1/2" BSP (F)	1/2" BSP (F)	1" BSP (F)	DIN DN 25 and 1" ANSI flange
<b>AIR INLET CONNECTION</b>	3/8" NPSM (F)	3/8" NPSM (F)	3/8" NPSM (F)	3/8" NPSM (F)	3/8" NPSM (F)

(1) Data measured with water, air inlet pressure 7 bar (100 psi), 20 °C (68 °F).



## ALUMINIUM PUMPS

DIRECTFLO® SERIES	DF50	DF100	DP200	DF250
<b>PUMP PRESSURE RATIO</b>	1:1	1:1	1:1	1:1
<b>MAXIMUM FREE DELIVERY<sup>(1)</sup></b>	50 l/min	100 l/min	200 l/min	250 l/min
<b>DELIVERY PER STROKE APPROX.<sup>(1)</sup></b>	0,1 litres	0,25 l	0,50 l	0,6 l
<b>DELIVERY PER CYCLE (2 X STROKES)<sup>(1)</sup></b>	0,2 litres	0,5 l	1 l	1,2 l
<b>AIR PRESSURE OPERATING RANGE</b>	1,5 to 8 bar	1,5 to 8 bar	1,5 to 8 bar	1,5 to 8 bar
<b>SOLIDS IN SUSPENSION MAXIMUM SIZE</b>	3 mm	4 mm	6 mm	6 mm
<b>MAXIMUM DRY SUCTION HEAD<sup>(1)</sup></b>	6 m	4,5 m	5 m	5 m
<b>MAXIMUM WET SUCTION HEAD<sup>(1)</sup></b>	8 m	7 m	8 m	8 m
<b>WEIGHT</b>	3,5 kg	7,2 kg	11,5 kg	20 kg
<b>FLUID INLET CONNECTION</b>	1/2" NPSM (F)	1" BSP (F)	1" BSPP (F)	1 1/2" BSP (F) and DIN PN-10 flange
<b>FLUID OUTLET CONNECTION</b>	1/2" BSP (F)	1" BSP (F)	1" BSPP (F)	1 1/2" BSP (F) and DIN PN-10 flange
<b>AIR INLET CONNECTION</b>	3/8" NPSM (F)	3/8" NPSM (F)	3/8" NPSM (F)	1/2" NPSM (F)

(1) Data measured with water, air inlet pressure 7 bar (100 psi), 20 °C (68 °F).

556 115

DC20 POLYPROPYLENE DIAPHRAGM PUMP. 20 L/MIN

Very compact and reliable polypropylene diaphragm pump for small volume transfer (20 l/min max.), dosing and spraying a variety of fluids. Polypropylene body and air motor, and PTFE diaphragms and check valve balls for wider chemical compatibility.



03

OTHER FLUIDS PUMPS

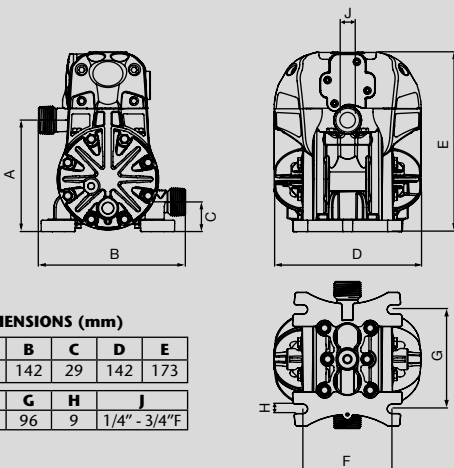
### FLUIDS HANDLED

- Antifreeze and antifreeze solutions
- Windshield wash solutions
- Detergents
- AdBlue®/DEF

### MARKETS SERVED

- Service shops
- Car dealers
- In plant
- Agriculture

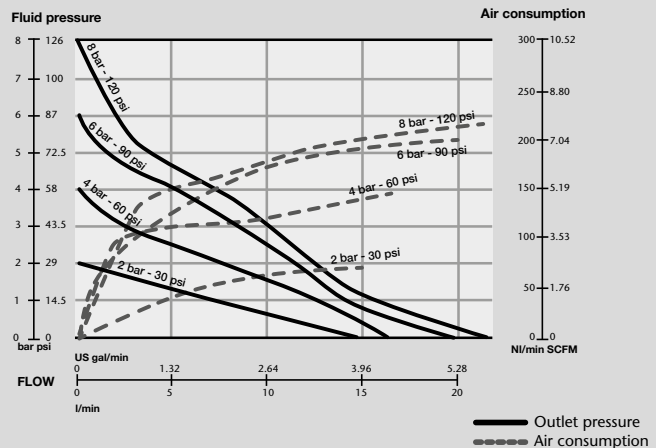
MODELS						
PART No.	PUMP BODY	DIAPHRAGMS	BALLS	SEATS	OTHER WETTED MATERIAL	APPLICATIONS
556 115	Polypropylene	PTFE	PTFE	Polypropylene	Viton®	Antifreeze and windshield wash solutions, detergents, AdBlue®/DEF



### DIMENSIONS (mm)

A	B	C	D	E
108	142	29	142	173
F	G	H	J	
86	96	9	1/4" - 3/4"	

Tested at room temperature, with water and flooded pump with 800 mm (31.5 inches) height of water above the pump inlet.



DF30 POLYPROPYLENE DIAPHRAGM PUMPS. 38 L/MIN

553 164 / 553 124

Very compact and reliable polypropylene diaphragm pumps for medium to small volume transfer (38 l/min max.), dosing, spraying and dispensing a variety of fluids.

Typical applications are transferring and dispensing windshield wash and antifreeze solutions, pure windshield wash and AdBlue®/DEF. ATEX approved pumps are available for use in potential explosive environments and with flammable fluids, like pure ethanol.

They can be used as stand-alone pumps for transfer applications or as systems pumps in small distribution systems that include hose reels.

Pumps with dual inlet are available for 1:1 ratio mixing of fluids with similar viscosities, like windshield wash or antifreeze with water. All dual inlet pumps have 2 x 3/8" BSP (F) inlet.



03

OTHER FLUIDS PUMPS

### FLUIDS HANDLED

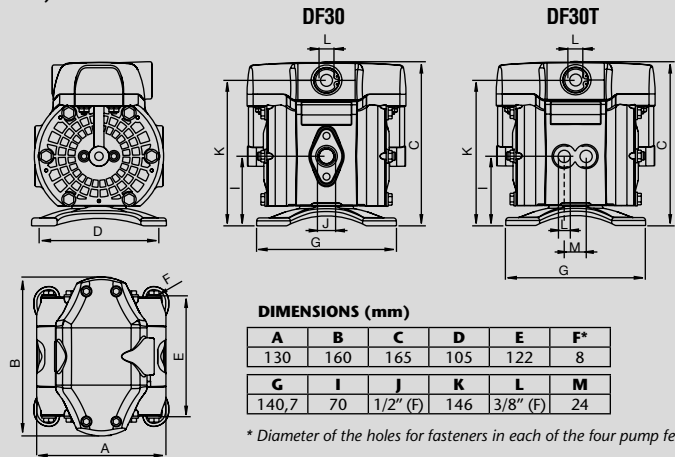
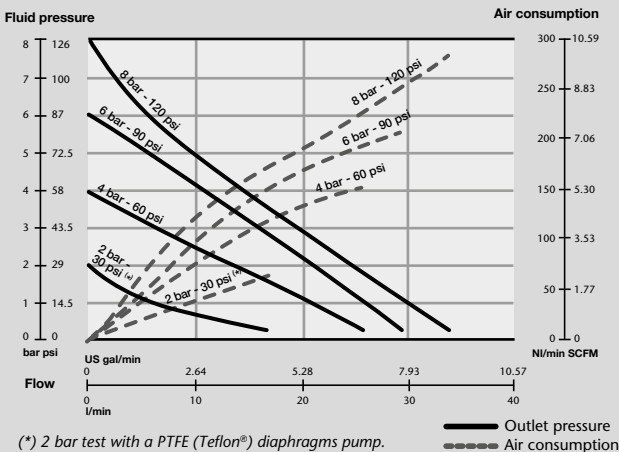
- Antifreeze and antifreeze solutions
- Windshield wash and wind shield wash solutions
- Detergents
- AdBlue®/DEF
- Pure windshield wash and ethanol

### MARKETS SERVED

- Service shops
- Car and truck dealers
- In plant
- Agriculture

MODELS						
PART No.	PUMP BODY	DIAPHRAGMS	BALLS	SEATS	OTHER WETTED MATERIAL	APPLICATIONS
553 164	Polypropylene	Hytrel®	Hytrel®	Stainless steel	Viton®	Antifreeze and windshield wash solutions, AdBlue®/DEF
553 162	Conductive Polypropylene	PTFE	PTFE	Stainless steel	Viton®	⊕ ATEX pump for pure ethanol, pure windshield wash, detergents
553 124	Polypropylene Dual inlet body	Hytrel®	PTFE	Stainless steel	Viton®	1:1 ratio water/windshield or antifreeze solutions

Tested at room temperature, with water and flooded pump with 800 mm (31.5 inches) height of water above the pump inlet.



552 164 / 552 030

DF50 POLYPROPYLENE AND ALUMINIUM DIAPHRAGM PUMPS. 50 L/MIN



Very compact and reliable diaphragm pumps for medium volume transfer (50 l/min max.), dosing, spraying and dispensing a variety of fluids.

POLYPROPYLENE PUMPS have a polypropylene air motor. Typical applications for these pumps are transferring and dispensing of windshield wash and antifreeze solutions, pure windshield wash and AdBlue®/DEF. ATEX approved pumps are available for use in potential explosive environments and with flammable fluids like pure ethanol.

ALUMINIUM PUMPS have an aluminium air motor. Typical applications for these pumps are transferring and dispensing of windshield wash and antifreeze solutions; lubricants and diesel; and waste oil evacuation.

They can be used as stand-alone pumps for transfer applications or as systems pumps in distribution systems that include hose reels.

Pumps with dual inlet are available for 1:1 ratio mixing of fluids with similar viscosities, like windshield wash or antifreeze with water. All dual inlet pumps have 2 x 3/8" BSP (F) inlet.

### FLUIDS HANDLED

- Antifreeze and antifreeze solutions
- Windshield wash and wind shield wash solutions
- Pure windshield wash and ethanol
- Detergents
- AdBlue®/DEF
- Lubricants
- Waste oil

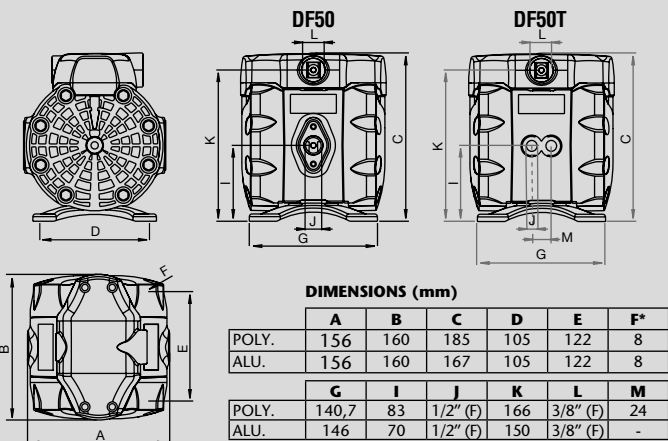
### MARKETS SERVED

- Service shops
- Car and truck dealers
- In plant
- Agriculture
- Lube trucks

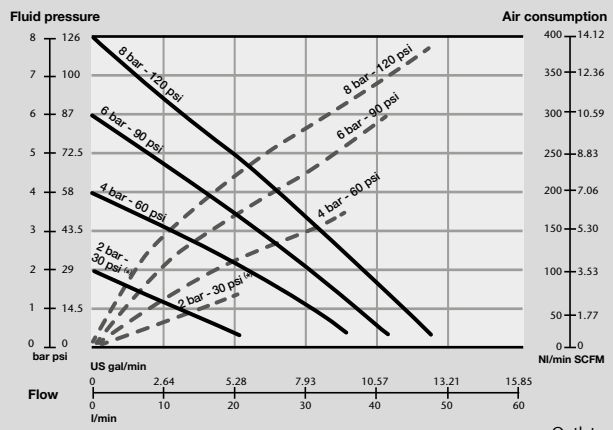
03

OTHER FLUIDS PUMPS

MODELS						
PART No.	PUMP BODY	DIAPHRAGMS	BALLS	SEATS	OTHER WETTED MATERIAL	APPLICATIONS
552 164	Polypropylene	Hytrel®	Hytrel®	Stainless steel	Viton®	Antifreeze and windshield wash solutions, AdBlue®/DEF
552 162	Conductive Polypropylene	PTFE	PTFE	Stainless steel	Viton®	⊠ ATEX pump for pure ethanol, pure windshield wash, detergents
552 124	Polypropylene Dual Inlet body	Hytrel®	PTFE	Stainless steel	Viton®	1:1 ratio water/windshield or antifreeze solutions
552 010	Aluminium	Hytrel®	Hytrel®	Stainless steel	Viton®	Antifreeze and windshield wash solutions
552 030	Aluminium	Buna-N	Buna-N	Stainless steel	-	Antifreeze solutions, lubricants, waste oil evacuation and transfer



Tested at room temperature, with water and flooded pump with 800 mm (31.5 inches) height of water above the pump inlet.



(\* 2 bar test with a pump fitted with PTFE (Teflon®) diaphragms.

# DIRECTFLO® FUNCTION SERIES



DF100 POLYPROPYLENE AND ALUMINIUM DIAPHRAGM PUMPS. 100 L/MIN

551 164 / 551 030

Very compact and reliable diaphragm pumps for medium to large volume transfer (100 l/min max.), dosing, spraying and dispensing a variety of fluids.

POLYPROPYLENE PUMPS have a polypropylene air motor. Typical applications for these pumps are transferring and dispensing of windshield wash and antifreeze solutions, pure windshield wash and AdBlue®/DEF. ATEX approved pumps are available for use in potential explosive environments and with flammable fluids like pure ethanol.

ALUMINIUM PUMPS have an aluminium air motor. Typical applications for these pumps are transferring and dispensing of windshield wash and antifreeze solutions; lubricants and diesel; and waste oil evacuation.

They can be used as stand-alone pumps for transfer applications or as systems pumps in distribution systems that include hose reels.



03

OTHER FLUIDS PUMPS

### FLUIDS HANDLED

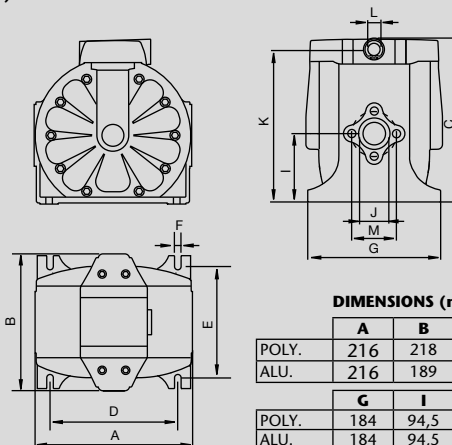
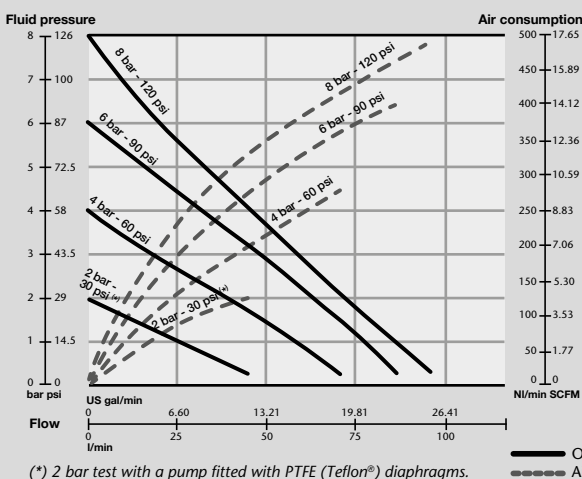
- Antifreeze and antifreeze solutions
- Windshield wash and wind shield wash solutions
- Pure windshield wash and ethanol
- Detergents
- AdBlue®/DEF
- Lubricants
- Waste oil
- Diesel

### MARKETS SERVED

- Service shops
- Car and truck dealers
- In plant
- Agriculture
- Lube trucks
- Mining and construction
- Railroad and mass transit

MODELS						
PART No.	PUMP BODY	DIAPHRAGMS	BALLS	SEATS	OTHER WETTED MATERIAL	APPLICATIONS
551 164	Polypropylene	Hytrel®	Hytrel®	Stainless steel	Viton®	Antifreeze and windshield wash solutions, AdBlue®/DEF
551 162	Conductive Polypropylene	PTFE	PTFE	Stainless steel	Viton®	ATEX pump for pure ethanol, pure windshield wash, detergents
551 010	Aluminium	Hytrel®	Hytrel®	Stainless steel	Viton®	Antifreeze and windshield wash solutions
551 030	Aluminium	Buna-N	Buna-N	Stainless steel	-	Antifreeze solutions, lubricants, diesel, waste oil evacuation and transfer

Tested at room temperature, with water and flooded pump with 800 mm (31.5 inches) height of water above the pump inlet.



DIMENSIONS (mm)						
	A	B	C	D	E	F*
POLY.	216	218	230	175	154	8
ALU.	216	189	227	175	154	9
	G	I	J	K	L	M
POLY.	184	94,5	1" (F)	211,5	3/8" (F)	62
ALU.	184	94,5	1" (F)	210	3/8" (F)	62**

\* Diameter of the holes for fasteners in each of the four pump feet.  
\*\* Flange connection: 2 bolts - M 5 (41 mm between centres).

(\* ) 2 bar test with a pump fitted with PTFE (Teflon®) diaphragms.


554 010

DF250 ALUMINIUM DIAPHRAGM PUMPS. 250 L/MIN

Very reliable diaphragm aluminium pumps for large volume transfer (250 l/min max.), dispensing and evacuating a variety of fluids.

These pumps have an aluminium air motor. Typical applications for these pumps are transferring and dispensing of antifreeze solutions, lubricants and diesel, and waste oil evacuation.

They can be used as stand-alone pumps for transfer applications or as systems pumps in distribution systems that include hose reels.



### FLUIDS HANDLED

- Antifreeze and antifreeze solutions
- Lubricants
- Waste oil
- Diesel

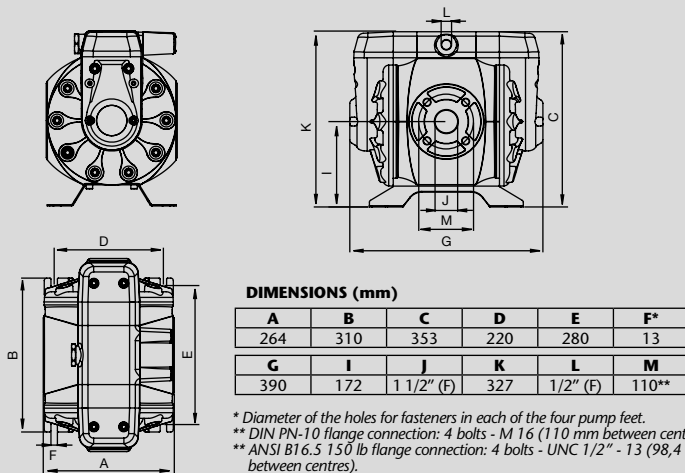
### MARKETS SERVED

- Service shops
- Car and truck dealers
- In plant
- Agriculture
- Lube trucks
- Mining and construction
- Railroad and mass transit

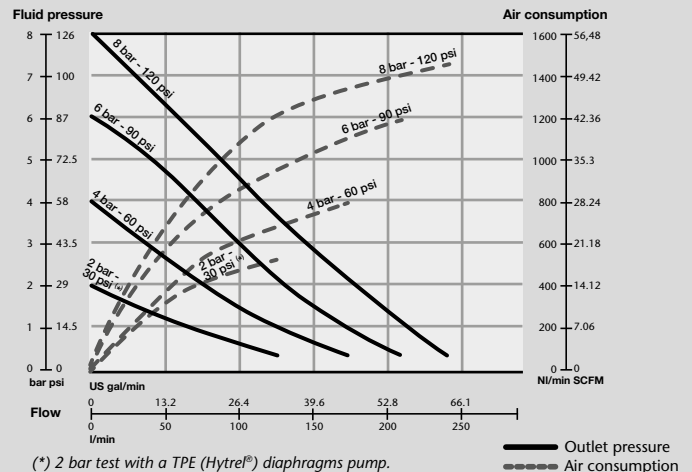
03

OTHER FLUIDS PUMPS

MODELS						
PART No.	PUMP BODY	DIAPHRAGMS	BALLS	SEATS	OTHER WETTED MATERIAL	APPLICATIONS
554 010	Aluminium	Hytrel®	Hytrel®	Stainless steel	Viton®	Antifreeze solutions
554 030	Aluminium	Buna-N	Buna-N	Stainless steel	-	Antifreeze solutions, lubricants, diesel, waste oil evacuation and transfer



Tested at room temperature, with water and flooded pump with 800 mm (31.5 inches) height of water above the pump inlet.



# DIRECTFLO® PERFORMER SERIES



DP200 POLYPROPYLENE AND ALUMINIUM DIAPHRAGM PUMPS. 200 L/MIN

555 164 / 555 030


Very reliable diaphragm polypropylene or aluminium pumps for large volume transfer (200 l/min max.), dosing, and dispensing a variety of fluids.

POLYPROPYLENE PUMPS have a polypropylene air motor. Typical applications for these pumps are transferring and dispensing of windshield wash and antifreeze solutions and AdBlue®/DEF.

ALUMINIUM PUMPS have an aluminium air motor. Typical applications for these pumps are transferring and dispensing of antifreeze solutions, lubricants and diesel, and waste oil evacuation.

They can be used as stand-alone pumps for transfer applications or as systems pumps in distribution systems that include hose reels.

Pump inlet and outlet ports can be mounted in different positions for increased installation versatility.



03

OTHER FLUIDS PUMPS

### FLUIDS HANDLED

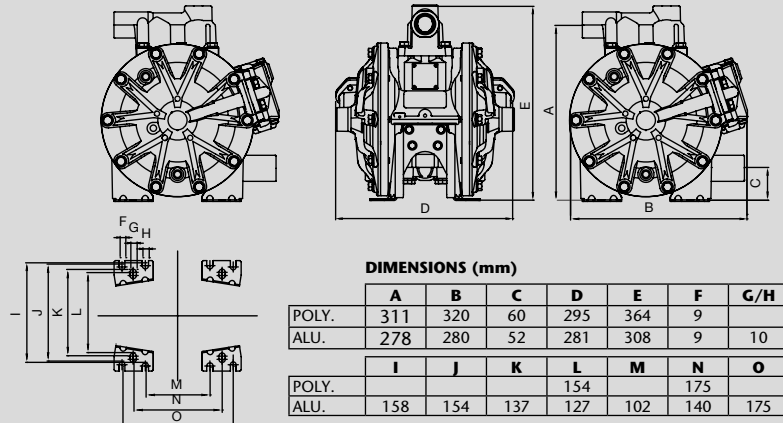
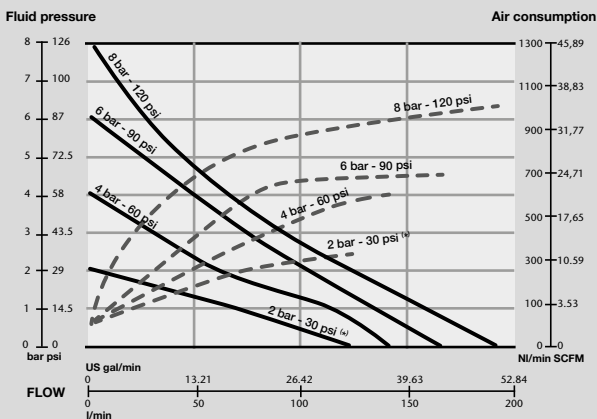
- Antifreeze and antifreeze solutions
- AdBlue® / DEF
- Lubricants
- Waste oil
- Diesel

### MARKETS SERVED

- Service shops
- Car and truck dealers
- In plant
- Agriculture
- Lube trucks
- Mining and construction
- Railroad and mass transit

MODELS						
PART No.	PUMP BODY	DIAPHRAGMS	BALLS	SEATS	OTHER WETTED MATERIALS	APPLICATIONS
555 164	Polypropylene	Hytrel®	PTFE	Polypropylene	Viton®, Stainless steel	Antifreeze and windshield wash solutions, Ad Blue®/DEF.
555 010	Aluminium	Hytrel®	Acetal	Hytrel®	Viton®, Stainless steel	Antifreeze solutions
555 030	Aluminium	Buna-N	Acetal	Buna-N	Stainless steel	Lubricants, diesel, waste oil evacuation and transfer

Tested at room temperature, with water and flooded pump with 800 mm (31.5 inches) height of water above the pump inlet.



### DIMENSIONS (mm)

	A	B	C	D	E	F	G/H
POLY.	311	320	60	295	364	9	
ALU.	278	280	52	281	308	9	10
	I	J	K	L	M	N	O
POLY.				154		175	
ALU.	158	154	137	127	102	140	175

(\* 2 bar test with a PTFE (Teflon®) diaphragms pump.

— Outlet pressure  
- - - Air consumption

## DIAPHRAGM PUMP WALL BRACKETS



360 100

360 101

**360 100** Wall bracket for DF30 and DF50 pumps.

**360 101** Wall bracket for DF100 pumps.

**360 142** Wall bracket for DP200 pumps.

**360 144** Wall bracket for DF250 pumps.

## DIAPHRAGM PUMP SUCTION KITS FOR WATER BASED FLUIDS

367 021



For use with 205 l drums or 1.000 l IBCs. Not for use with lubricants.

**367 020 Suction kit for DF30 and DF50 pumps.** Includes 1,5 m x 1/2" EPDM suction hose, foot valve with filter and two 1/2" BSP (M) hose barb connector with clips.

**367 021 Suction kit for DF100 and DP200 pumps.** Includes 1,5 m x 1" EPDM suction hose, foot valve with filter and two 1" BSP (M) hose barb connector with clips.

## DIRECTFLO® PUMP SILENCER

558 338




### **558 338 Pump silencer.**

When placed at the pump air exhaust port instead of the standard air muffler, it reduces the pump noise level below 70 dB.

## DIAPHRAGM PUMP ACCESSORIES

### DIAPHRAGM PUMP SUCTION KITS FOR LUBRICANTS



367 005

For use with 205 l drums or 1.000 l IBCs.

### **367 005. Suction kit for DF100 and DF50 pumps.**

Includes metal suction tube with foot valve and bung adaptor. 1,20 m suction tube and 2 m suction hose. Includes a 3/4" x 1" MM and a 3/4" x 1/2" MM connection adaptor for connecting to a DF100 or a DF50 pump.

### **367 007 Suction kit for DF250 and DP200 pumps.**

Includes 1,20 m x 1" metal suction tube with foot valve and bung adaptor and elbow for connecting to a 2 m x 1" M suction hose.

### DIAPHRAGM PUMP SUCTION KITS FOR WASTE FLUIDS

367 023



### **367 022 Suction kit for DF50 pumps.**

Includes 3/4" hydraulic connector, 1,5 m x 3/4" suction hose, Y-strainer and connecting adaptors for mounting the assembly to a DF50 aluminium pump.

### **367 023 Suction kit for DF100 and DP200 pumps.**

Includes 3/4" hydraulic connector, 1,5 m x 1" suction hose, Y-strainer and connecting adaptors for mounting the assembly to a DF100 or a DP200 aluminium pump.

## PRESSURE RELIEF VALVES



362 925

When connected to the pump outlet, it helps to prevent damage in the pump and in the distribution line caused by overpressure due to thermal expansion of the fluid.

**362 925, 1/2" Pressure relief valve.** For DF30 and DF50 diaphragm pumps. Opens at approx. 18 bar. Includes valve, 1 m x 1/4" transparent hose and 1/2" adaptor.

**362 927, 1" Pressure relief valve.** For DF100, DF250 and DP200 diaphragm pumps. Opens at approx. 10 bar. Includes valve, 1 m x 1/4" transparent hose and 1" adaptor.

# DIAPHRAGM PUMP ACCESSORIES

## DIAPHRAGM PUMP AIR CONNECTION KITS



362 920

## AIR BLEEDING VALVES



362 922

Air connection kits include an air pressure regulator for adjusting pump speed.

PART No.	362 920	362 921	362 928
APPLICATION	DF30, DF50, DF100	DP200	DF250
AIR QUICK COUPLER	1/4" BSP (F) 253 114	3/8" BSP (F) 253 138	3/8" BSP (F) 253 138
AIR QUICK NIPPLE	3/8" BSP (M) 259 038	3/8" BSP (M) 259 038	1/2" BSP (M) 259 012
AIR HOSE	1 m x 1/4" 246 010	1 m x 3/8" 247 710	1 m x 3/8" 247 710
AIR PRESSURE REGULATOR	1/4" BSP (FF) 240 200	1/2" BSP (FF) 240 201	1/2" BSP (FF) 240 201
CONNECTION ADAPTOR	1/4" x 3/8" BSP (MM) 239 001	1/2" x 3/8" BSP (MM) 239 003	1/2" x 3/8" BSP (MM) 239 003
AIR VALVE	3/8" BSP (FF) 950 318	3/8" BSP (FF) 950 318	3/8" BSP (FF) 950 318

When connected to the pump outlet, it helps to eliminate the air trapped in the pump and in the suction line aiding pump prime.

**362 922, 1/2" Air bleeding valve.** For DF30 and DF50 diaphragm pumps.

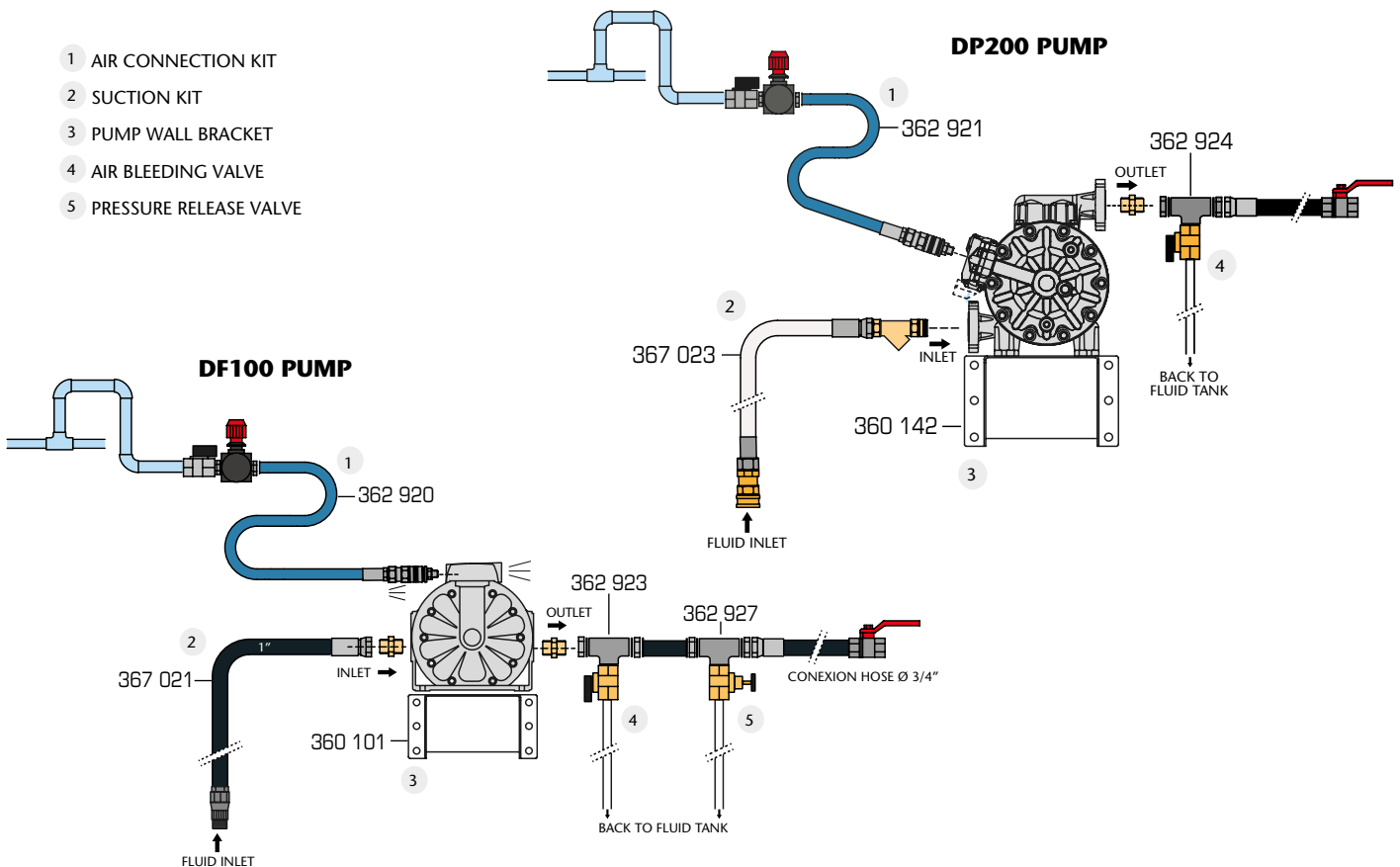
**362 923, 3/4" Air bleeding valve.** For DF100 diaphragm pumps.

**362 924, 1" Air bleeding valve.** For DF250 and DP200 diaphragm pumps.

03  
OTHER FLUIDS  
PUMPS

## PUMP INSTALLATION EXAMPLES

- 1 AIR CONNECTION KIT
- 2 SUCTION KIT
- 3 PUMP WALL BRACKET
- 4 AIR BLEEDING VALVE
- 5 PRESSURE RELEASE VALVE





03  
OTHER FLUIDS  
PUMPS



## PUMP MASTER®

	PUMPMAS <sup>TM</sup> 2		PUMPMAS <sup>TM</sup> 4
	NICKEL PROTECTED PUMP	STAINLESS STEEL PUMP	STAINLESS STEEL PUMP
<b>PART NO.</b>	<b>332 120</b>	<b>331 120</b>	<b>333 120</b>
<b>PUMP TYPE</b>	Universal stub pump	Universal stub pump; divorced	Universal stub pump; divorced
<b>PUMP PRESSURE RATIO</b>	1:1	1:1	3:1
<b>EFFECTIVE AIR PISTON DIAMETER</b>	35 mm (1 1/2" )	35 mm (1 1/2" )	60 mm (2 1/2" )
<b>PISTON STROKE</b>	75 mm (3" )	75 mm (3" )	75 mm (3" )
<b>AIR PRESSURE OPERATING RANGE</b>	1,5 to 10 bar (20 to 145 psi)	1,5 to 10 bar (20 to 145 psi)	1,5 to 10 bar (20 to 145 psi)
<b>AIR INLET</b>	1/4" BSP (F)	1/4" BSP (F)	3/8" BSP (F)
<b>FLUID INLET</b>	1" BSP (F)	1" BSP (F)	1" BSP (F)
<b>FLUID OUTLET</b>	3/4" BSP (F)	3/4" BSP (F)	3/4" BSP (F)
<b>DELIVERY AT 100 CYCLES PER MINUTE</b>	13,5 l/min - 3.6 gal/min	25 l/min - 6.6 gal/min	25 l/min - 6.6 gal/min
<b>MAXIMUM FREE DELIVERY</b>	55 l/min - 14.5 gal/min	38 l/min - 10 gal/min	40 l/min - 10.6 gal/min
<b>WETTED MATERIALS</b>	Nickel coated aluminium and steel, stainless steel, acetal, NBR, polyurethane	PTFE, Viton®, stainless steel	PTFE, Viton®, stainless steel
<b>HEIGHT ADJUSTABLE BUNG ADAPTOR</b>	Included	Included	Included

Air Operated Piston Pumps for Fluids accessory:  
P.N. **331 110.002**, PVC suction tube for 205 l drums.

351 121



### SPECIALITY PUMP

#### 351 121 PumpMaster 2, 1:1 pressure ratio suction pump

PumpMaster pump with 1:1 ratio with a modified air valve to allow a lower upward movement of the piston to improve pump suction capacity and avoid pump cavitation when suctioning fluids like waste oil through small diameter suction canes.

## 04 HOSE REELS

HOSE REEL MOUNTING RECOMMENDATIONS . . . . .	62
RM-12 DOUBLE PEDESTAL DOUBLE ARM HOSE REELS . . . . .	63
RM-12S SINGLE ARM ALUMINIUM HOSE REELS . . . . .	64
RM-12CL INDIVIDUALLY ENCLOSED HOSE REELS . . . . .	65
RM-12L HEAVY DUTY HOSE REELS . . . . .	66
RM-34 HEAVY DUTY HOSE REELS . . . . .	67
RM-100 HEAVY DUTY LARGE CAPACITY HOSE REELS . . . . .	68
RM-150 HEAVY DUTY LARGE DELIVERY HOSE REELS . . . . .	69
COMPACT REELS FOR AIR AND CABLE . . . . .	70
HOSE REEL ACCESSORIES . . . . .	71





SAMOA hose reels, used around the world, are designed to be premium quality fluid reels. Hose reels are adaptable to wall, floor or ceiling mounting, individually or in banks. They are available for high, medium and low pressure applications. Different hose capacities for maximum flexibility in selecting a hose reel assembly to match any specific need. SAMOA hose reels are designed with non-restrictive fluid passages and the right hose diameter for each application to provide the quickest material delivery.

SAMOA hose reels are spring-powered and self-retracting; a latch locks the reel at desired length and a slight pull releases latch, and the hose retracts smoothly onto reel. Hose guide arm can be placed in different positions to accommodate any method of mounting and allow hose to be automatically removed or retracted without kinking, reducing strain on hose and minimizing the possibility of hose damage.

## REEL MASTER®

COMPRESSED AIR • WATER • DIESEL • LUBRICANTS • ANTIFREEZE • WINDSHIELD WASH • GREASE • AdBlue®

### ADVANTAGES OF THE USE OF HOSE REELS

- Increased productivity.
- Reduced wear and increased life of hoses.
- Simple hose handling and storage.
- Lower risk of accidents as hose reels keep hoses out of the floor.
- Work environment improvement.

### ALL SAMOA REELS HAVE

- Superior power spring life. Special fatigue resistant steel spring guarantees long life and trouble free operation and provides even tension at every point, when pulling or retracting hose.
- Heavy duty ratchet, with large effective radial latching area for an easier and user-friendly operation.
- Metal arms, enclosures, base and spool are epoxy powder coated for increased wear resistance.
- SAMOA only uses high quality hoses, specially formulated for use in hose reels.

### HOSE SPECIFICATIONS

**Compressed air, low pressure water** - SBR black rubber with single textile reinforcement braid and zinc plated fittings.

**Oil, antifreeze solutions** - NBR black rubber with single steel reinforcement steel braid and zinc plated fittings.

**High pressure grease** - NBR black rubber with single steel reinforcement high density braid and zinc plated fittings.

**Windshield wash solutions, AdBlue®/DEF** - EPDM hose with single textile reinforcement braid and stainless steel fittings.

**High pressure water:** SBR black rubber with single steel reinforcement braid and zinc plated fittings.

### HOSE REEL MOUNTING RECOMMENDATIONS

- Install reels as high as possible when mounted to wall or ceiling. Minimum height from the lowest reel point to the floor must be 2,5 m (8').
- Always avoid lateral pulls of hose. In case they cannot be avoided, and for single reel installations, use a pivoting bracket.
- Hose reels allow positioning the hose outlet in different positions. Always choose the one that allows a tangential unwind of the hose.
- A shut off valve shall be installed at the inlet hose to allow the isolation of each reel for service purposes.

# RM-12 DOUBLE PEDESTAL DOUBLE ARM HOSE REELS



10 METERS MAXIMUM HOSE CAPACITY

501 200

## FLUIDS HANDLED

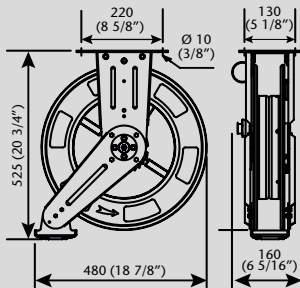
- Air.
- Water.
- Antifreeze Solutions.
- Synthetic and Mineral Oils.
- Grease.

## MARKETS / APPLICATIONS

- Car and truck dealers.
- Service shops.
- General manufacturing.
- Service stations.
- Quick lubes.

## MOUNTING

- Floor.
- Wall.
- Ceiling.
- Tank.



Dimensions mm (inches)

Full metal hose reels, can handle up to 10 m x 1/2" hose.



- Fatigue resistant steel spring for years of durable performance and even load when pulling and recoiling the hose.
- Full metal double pedestal arm construction, epoxy powder coated for increased wear resistance.
- Forged brass shaft ensures a leak free operation.
- Hose reels with hose include 0,8 m inlet hose.

04

HOSE REELS

PART No.	BARE REEL	HOSE IN Ø	HOSE LENGTH	CONNECTING HOSE INLET	DELIVERY HOSE OUTLET	PRESSURE RATING	WEIGHT (With hose)
<b>AIR / WATER / ANTIFREEZE SOLUTIONS</b>							
501 100	501 198	3/8"	10 m	1/2" BSP (M)	1/4" BSPT (M)	15 bar	17,9 kg
<b>MINERAL AND SYNTHETIC LUBRICANTS</b>							
501 200	501 298	1/2"	10 m	1/2" BSP (M)	1/2" BSP (M)	160 bar	20 kg
<b>GREASE</b>							
501 300	501 398	1/4"	10 m	1/2" BSP (M)	1/4" BSP (M)	350 bar	19,2 kg

Bare reels include hose stopper, swivel and connection adaptors.



Reel with arms in ceiling mounting position.

506 202

15 METERS MAXIMUM HOSE CAPACITY

Aluminium base and arms with composite spool hose reels, can handle up to 15 m x 1/2" hose.



### FLUIDS HANDLED

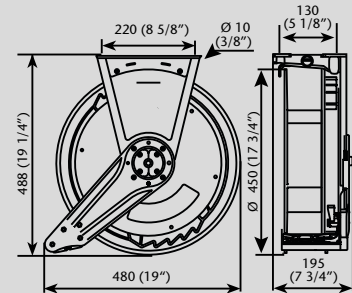
- Air.
- Water.
- Antifreeze and Windshield Wash Solutions.
- High Pressure Hot Water.
- Synthetic and Mineral Oils.
- AdBlue® / DEF.
- Grease.

### MARKETS / APPLICATIONS

- Car and truck dealers.
- Service shops.
- Fleets.
- General manufacturing.
- Service stations.
- Lube trucks.
- Quick lubes.

### MOUNTING

- Floor.
- Wall.
- Ceiling.
- Tank.



Dimensions mm (inches)

- Aluminium base and guide arm provide the rigidity to withstand the most demanding applications while offering a reduced weight for easy installation.
- Fatigue resistant steel spring for years of durable performance and even load when pulling and recoiling the hose.
- Full port shaft and swivel for no restrictions.
- Spool mounted on two permanent lubricated and sealed ball bearings to reduce torque load on spring for smooth retraction and longer life.
- Large effective radial latching area for easier operation.
- Six roller guide outlet prevents hose pinching and reduces friction.
- Hose guide arm can be placed in different positions to accommodate any method of mounting.
- Hose reels with hose include 0,8 m inlet hose.



Reel with arms in ceiling mounting position.

PART No.	BARE REEL	HOSE IN Ø	HOSE LENGTH	CONNECTING HOSE INLET	DELIVERY HOSE OUTLET	PRESSURE RATING	WEIGHT (With hose)
<b>AIR / WATER / ANTIFREEZE SOLUTIONS</b>							
<b>506 101</b>	<b>506 910</b>	3/8"	10 m	3/8" BSP (M)	3/8" BSP (M)	15 bar	12,1 kg
<b>506 121</b>	<b>506 912</b>	3/8"	15 m	3/8" BSP (M)	3/8" BSP (M)	15 bar	14,2 kg
<b>506 122</b>	<b>506 919</b>	1/2"	15 m	1/2" BSP (M)	1/2" BSP (M)	15 bar	14,9 kg
<b>WINDSHIELD AND WINDSHIELD WASH SOLUTIONS / AdBlue® - DEF / DETERGENTS</b>							
<b>506 762</b>	<b>506 976</b>	1/2"	10 m	1/2" BSP (M)	1/2" BSP (M)	20 bar	13 kg
<b>506 782</b>	<b>506 978</b>	1/2"	15 m	1/2" BSP (M)	1/2" BSP (M)	20 bar	15,5 kg
<b>SYNTHETIC AND MINERAL OILS</b>							
<b>506 202</b>	<b>506 920</b>	1/2"	10 m	1/2" BSP (M)	1/2" BSP (M)	160 bar	12,6 kg
<b>506 222</b>	<b>506 922</b>	1/2"	15 m	1/2" BSP (M)	1/2" BSP (M)	160 bar	14,9 kg
<b>506 212*</b>	<b>506 921</b>	1/2"	15 + 3 m	1/2" BSP (M)	1/2" BSP (M)	160 bar	15,7 kg
<b>WASTE OIL SUCTION</b>							
<b>506 503</b>	<b>506 950</b>	5/8"	6 m	1/2" BSP (M)	1/2" BSP (M)	Vacuum	13,3 kg
<b>GREASE AND HYDRAULIC FLUID</b>							
<b>506 300</b>	<b>506 930</b>	1/4"	10 m	1/4" BSP (M)	1/4" BSP (M)	350 bar	12,4 kg
<b>506 301</b>	<b>506 934</b>	3/8"	10 m	3/8" BSP (M)	1/4" BSP (M)	280 bar	12,9 kg
<b>506 321</b>	<b>506 936</b>	3/8"	15 m	3/8" BSP (M)	1/4" BSP (M)	280 bar	16 kg
<b>506 311*</b>	<b>506 935</b>	3/8"	15 + 3 m	3/8" BSP (M)	1/4" BSP (M)	280 bar	17 kg
<b>HIGH PRESSURE HOT WATER (UP TO 100 °C)</b>							
<b>506 421</b>	<b>506 942</b>	3/8"	15 m	3/8" BSP (M)	1/4" BSP (M)	170 bar	15,1 kg

\*15 + 3 m models shall be need in installations allowing a minimum of 3 m of hose hanging from the reel.

# RM-12CL INDIVIDUALLY ENCLOSED HOSE REELS



15 METERS MAXIMUM HOSE CAPACITY

507 202

## FLUIDS HANDLED

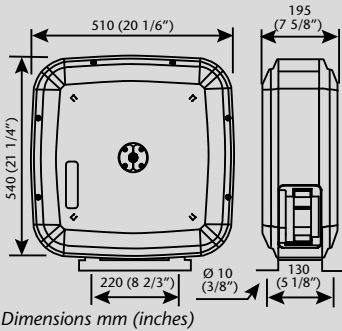
- Air.
- Water.
- Antifreeze and Windshield Wash Solutions.
- High Pressure Hot Water.
- Synthetic and Mineral Oils.
- AdBlue® / DEF.
- Grease.

## MARKETS / APPLICATIONS

- Car and truck dealers.
- Service shops.
- Fleets.
- General manufacturing.
- Service stations.
- Lube trucks.
- Quick lubes.

## MOUNTING

- Floor.
- Wall.
- Ceiling.
- Tank.



Aluminium enclosure with composite spool hose reels, can handle up to 15 m x 1/2" hose.



04

HOSE REELS

PART No.	BARE REEL	HOSE IN Ø	HOSE LENGTH	CONNECTING HOSE INLET	DELIVERY HOSE OUTLET	PRESSURE RATING	WEIGHT (With hose)
<b>AIR / WATER / ANTIFREEZE SOLUTIONS</b>							
<b>507 101</b>	<b>507 910</b>	3/8"	10 m	3/8" BSP (M)	3/8" BSP (M)	15 bar	18,4 kg
<b>507 121</b>	<b>507 912</b>	3/8"	15 m	3/8" BSP (M)	3/8" BSP (M)	15 bar	20,7 kg
<b>507122</b>	<b>507 919</b>	1/2"	15 m	1/2" BSP (M)	1/2" BSP (M)	15 bar	21,4 kg
<b>WINDSHIELD AND WINDSHIELD WASH SOLUTIONS / AdBlue® - DEF / DETERGENTS</b>							
<b>507 762</b>	<b>507 976</b>	1/2"	10 m	1/2" BSP (M)	1/2" BSP (M)	20 bar	19 kg
<b>507 782</b>	<b>507 978</b>	1/2"	15 m	1/2" BSP (M)	1/2" BSP (M)	20 bar	20,5 kg
<b>SYNTHETIC AND MINERAL OILS</b>							
<b>507 202</b>	<b>507 920</b>	1/2"	10 m	1/2" BSP (M)	1/2" BSP (M)	160 bar	18,9 kg
<b>507 222</b>	<b>507 922</b>	1/2"	15 m	1/2" BSP (M)	1/2" BSP (M)	160 bar	21,4 kg
<b>507 212*</b>	<b>507 921</b>	1/2"	15 + 3 m	1/2" BSP (M)	1/2" BSP (M)	160 bar	22,2 kg
<b>WASTE OIL SUCTION</b>							
<b>507 503</b>	<b>507 950</b>	5/8"	6 m	1/2" BSP (M)	1/2" BSP (M)	Vacuum	19,1 kg
<b>GREASE AND HYDRAULIC FLUID</b>							
<b>507 300</b>	<b>507 930</b>	1/4"	10 m	1/4" BSP (M)	1/4" BSP (M)	350 bar	18,8 kg
<b>507 301</b>	<b>507 934</b>	3/8"	10 m	3/8" BSP (M)	1/4" BSP (M)	280 bar	19,5 kg
<b>507 321</b>	<b>507 936</b>	3/8"	15 m	3/8" BSP (M)	1/4" BSP (M)	280 bar	22,6 kg
<b>507 311*</b>	<b>507 935</b>	3/8"	15 + 3 m	3/8" BSP (M)	1/4" BSP (M)	280 bar	23,6 kg
<b>HIGH PRESSURE HOT WATER (UP TO 100 °C)</b>							
<b>507 421</b>	<b>507 942</b>	3/8"	15 m	3/8" BSP (M)	1/4" BSP (M)	170 bar	22,2 kg

- Corrosion resistant aluminium enclosure form a very rigid and stable structure, with light weight and attractive design.
- Fatigue resistant steel spring for years of durable performance and even load when pulling and recoiling the hose.
- Full port shaft and swivel for no restrictions.
- Spool mounted on two permanent lubricated and sealed ball bearings to reduce torque load on spring for smooth retraction and longer life.
- Large effective radial latching area for easier operation.
- Positionable mounting brackets to accommodate any method of mounting.
- Two large lateral service windows facilitate common maintenance operations.
- Hose reels with hose include 0,8 m inlet hose.



Reel with arms in ceiling mounting position.

\*15 + 3 m models shall be need in installations allowing a minimum of 3 m of hose hanging from the reel.

504 250

15 METERS MAXIMUM HOSE CAPACITY

**Full metal Intensive Duty double pedestal hose reels, with hose capacity up to 15 m x 1/2" hose.**



### FLUIDS HANDLED

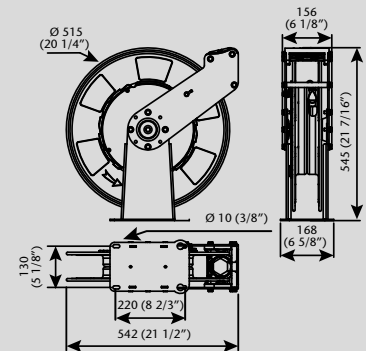
- Air.
- Water.
- Antifreeze and Windshield Wash Solutions.
- High Pressure Hot Water.
- Synthetic and Mineral Oils.
- Grease.

### MARKETS / APPLICATIONS

- Car and truck dealers.
- Service shops.
- Fleets.
- Lube trucks.
- Mining and construction.
- Railroad and mass transit.
- General manufacturing.

### MOUNTING

- Floor.
- Wall.
- Ceiling.
- Tank.



Dimensions mm (inches)

- Very tough construction able to stand regular use and abuse in Intensive Duty applications.
- Fatigue resistant steel spring for years of durable performance and even load when pulling and recoiling the hose.
- Full port shaft and swivel for no restrictions.
- Spool mounted on two permanent lubricated and sealed ball bearings to reduce torque load on spring for smooth retraction and longer life.
- Large effective radial latching area for easier operation.
- Hose guide arm can be placed in different positions to accommodate any method of mounting.
- Narrow footprint allows accommodating more reels on the same surface.
- Hose reels with hose include 0,8 m inlet hose.



Reel with arms in ceiling mounting position.

PART No.	BARE REEL	HOSE IN Ø	HOSE LENGTH	CONNECTING HOSE INLET	DELIVERY HOSE OUTLET	PRESSURE RATING	WEIGHT (With hose)
<b>AIR / WATER / ANTIFREEZE SOLUTIONS</b>							
<b>504 150</b>	<b>504 159</b>	1/2"	15 m	1/2" BSP (M)	1/2" BSP (M)	15 bar	24 kg
<b>SYNTHETIC AND MINERAL OILS</b>							
<b>504 250</b>	<b>504 259</b>	1/2"	15 m	1/2" BSP (M)	1/2" BSP (M)	160 bar	24 kg
<b>GREASE AND HYDRAULIC FLUID</b>							
<b>504 350</b>	<b>504 359.001</b>	1/4"	15 m	1/4" BSP (M)	1/4" BSP (M)	350 bar	27,5 kg
<b>504 351</b>	<b>504 359</b>	3/8"	15 m	3/8" BSP (M)	1/4" BSP (M)	280 bar	26 kg
<b>HIGH PRESSURE HOT WATER (UP TO 100 °C)</b>							
<b>504 450</b>	<b>504 459</b>	3/8"	15 m	3/8" BSP (M)	1/4" BSP (M)	170 bar	26 kg

15 AND 20 METERS MAXIMUM HOSE CAPACITY

505 224

### FLUIDS HANDLED

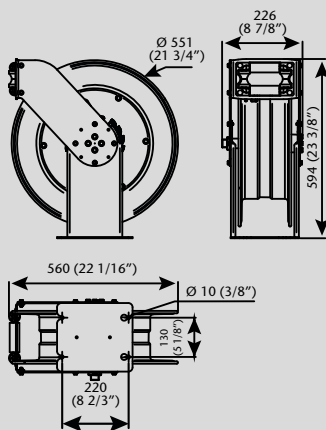
- Air.
- Water.
- Antifreeze and windshield wash solutions.
- Synthetic and mineral oils.
- AdBlue® / DEF.
- Waste Oil Evacuation.
- Diesel.
- Grease.

### MARKETS / APPLICATIONS

- Truck dealers.
- Service shops.
- Fleets.
- Lube trucks.
- Mining and construction.
- Railroad and mass transit.
- General manufacturing.

### MOUNTING

- Floor.
- Wall.
- Ceiling.
- Tank.



Dimensions mm (inches)

**Full metal, Intensive Duty double pedestal hose reels with hose capacity up to 15 m x 3/4" and 20 m x 1/2" hose.**



04

HOSE REELS

- Very tough construction able to stand regular use and abuse in Intensive Duty applications.
- Fatigue resistant steel spring for years of durable performance and even load when pulling and recoiling the hose.
- Full port shaft and swivel for no restrictions.
- Spool mounted on two permanent lubricated and sealed ball bearings to reduce torque load on spring for smooth retraction and longer life.
- Large effective radial latching area for easier operation.
- Hose guide arm can be placed in different positions to accommodate any method of mounting.
- Narrow footprint allows accommodating more reels on the same surface.
- Hose reels with hose include 0,8 m inlet hose.

PART No.	BARE REEL	HOSE IN Ø	HOSE LENGTH	CONNECTING HOSE INLET	DELIVERY HOSE OUTLET	PRESSURE RATING	WEIGHT (With hose)
<b>AIR / WATER / ANTIFREEZE SOLUTIONS / DIESEL / LUBRICANTS</b>							
505 232	505 932	1/2"	20 m	1/2" BSP (M)	1/2" BSP (M)	160 bar	36 kg
505 224	505 924	3/4"	15 m	3/4" BSP (M)	3/4" BSP (M)	105 bar	38 kg
<b>ADBLUE® - DEF / WINDSHIELD WASH SOLUTIONS / WASHING SOLUTIONS</b>							
505 524	505 529	3/4"	15 m	3/4" BSP (F)	3/4" BSP (F)	20 bar	39 kg
<b>GREASE AND HYDRAULIC FLUID</b>							
505 332	505 339	1/2"	20 m	1/2" BSP (M)	1/2" BSP (M)	275 bar	39 kg

508 225

15, 20, 25 AND 30 METERS MAXIMUM HOSE CAPACITY

**Full metal, Intensive Duty, double pedestal hose reels, with hose capacity up to 15 m x 1", 20 m or 25 m x 3/4" hose and 30 m x 1/2" hose.**

**FLUIDS HANDLED**

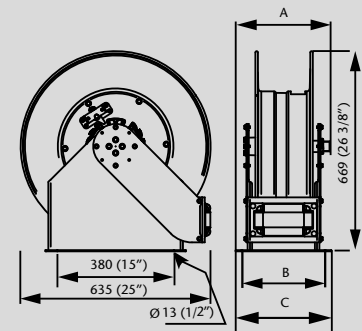
- Air.
- Water.
- Antifreeze solutions.
- Synthetic and mineral oils.
- Waste Oil Evacuation.
- Diesel.

**MARKETS / APPLICATIONS**

- Fleets.
- Lube trucks.
- Mining and construction.
- Railroad and mass transit.
- General manufacturing.

**MOUNTING**

- Floor.
- Tank.



Dimensions mm (inches)

DIMENSIONS mm (inches)		
PART No.	508 925	508 942 508 944
A	315 (12 3/8")	349 (13 3/4")
B	290 (11 3/8")	320 (12 5/16")
C	320 (12 5/16")	353 (13 15/16")

- Very tough construction large capacity reels, able to stand regular use and abuse in Intensive Duty applications.
- Fatigue resistant steel spring for years of durable performance and even load when pulling and recoiling the hose.
- Full port shaft and swivel for no restrictions.
- Spool mounted on two permanent lubricated and sealed ball bearings to reduce torque load on spring for smooth retraction and longer life.
- Large effective radial latching area for easier operation.
- Hose guide arm can be placed in different positions to accommodate any method of mounting.
- Narrow footprint allows accommodating more reels on the same surface.
- Reels with longer hose capacity include a dual spring for effective hose retraction.
- Hose reels with hose include 0,8 m inlet hose.

PART No.	BARE REEL	HOSE IN Ø	HOSE LENGTH	CONNECTING HOSE INLET	DELIVERY HOSE OUTLET	PRESSURE RATING	WEIGHT (With hose)
<b>AIR / WATER / ANTIFREEZE SOLUTIONS / DIESEL / LUBRICANTS / WASTE OIL EVACUATION</b>							
508 225	508 925	1"	15 m	1" BSP (M)	1" BSP (M)	90 bar	56 kg
508 234	508 944	3/4"	20 m	3/4" BSP (M)	3/4" BSP (M)	90 bar	55 kg
508 244	508 944	3/4"	25 m	3/4" BSP (M)	3/4" BSP (M)	90 bar	57 kg
508 252	508 942	1/2"	30 m	1" BSP (M)	1/2" BSP (M)	90 bar	55 kg

# RM-150 HEAVY DUTY LARGE DELIVERY HOSE REELS



15 METERS MAXIMUM HOSE CAPACITY

508 810

### FLUIDS HANDLED

- Water.
- Diesel.

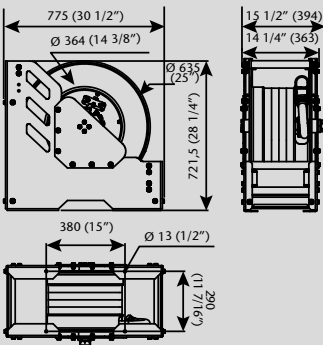
### MARKETS / APPLICATIONS

- Fleets.
- Lube trucks.
- Mining and construction.
- Railroad and mass transit.
- General manufacturing.

### MOUNTING

- Floor.
- Tank.

**Full metal, Intensive Duty, hose reel with hose capacity up to 15 m x 1-1/2" hose.**



Dimensions mm (inches)

04

HOSE REELS

- Very tough construction large delivery reels, able to stand regular use and abuse in Intensive Duty applications.
- Fatigue resistant steel spring for years of durable performance and even load when pulling and recoiling the hose.
- Full port shaft and swivel for no restrictions.
- Spool mounted on two permanent lubricated and sealed ball bearings to reduce torque load on spring for smooth retraction and longer life.
- Large effective radial latching area for easier operation.
- Hose guide arm can be placed in two different positions to accommodate any method of mounting.
- Narrow footprint allows accommodating more reels on the same surface.

PART No.	BARE REEL	HOSE IN $\varnothing$	HOSE LENGTH	CONNECTING HOSE INLET	DELIVERY HOSE OUTLET	PRESSURE RATING	WEIGHT (With hose)
<b>WATER / DIESEL</b>							
<b>508 810</b>	<b>508 890</b>	1-1/2"	15 m	1-1/2" BSP (F)	1-1/2" BSP (F)	20 bar	87 kg

500 115

COMPACT REELS FOR AIR - RM-38 SERIES

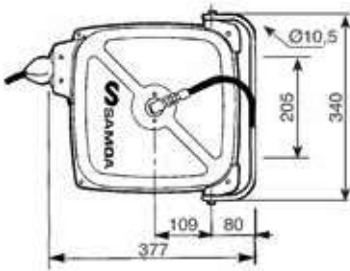
Compact enclosed reels for compressed air, manufactured in steel. All reels include pivoting wall bracket for an easy and convenient installation. Reels are supplied with PVC hose and they have a maximum working pressure of 15 bar (285 psi).

### 500 115 Compact hose reel for air 15 m x 8 mm hose

Compact reel for air with 15 m x 8 mm hose. Includes 0.8 m inlet hose and pivoting bracket. Inlet thread: 3/8" BSP (M). Outlet thread: 1/4" BSP (M).

### 500 116 Compact hose reel for air 12 m x 10 mm hose

Compact reel for air with 12 m x 10 mm hose. Includes 0.8 m inlet hose and pivoting bracket. Inlet thread: 3/8" BSP (M). Outlet thread: 3/8" BSP (M).



04

HOSE REELS

612 400 - 612 100

CABLE REELS - RM-POWER SERIES

Compact reels with high resistance thermoplastic enclosure. Compact design, with wide outlet for a comfortable and friction free cable extension. All reels include pivoting bracket, cable specified for each model, and cable overload breaker. For use with 230 V – 50 Hz only.



**612 400 - 230 V, 50 Hz cable reel with 230 V AC to 24 V DC transformer with LED lamp.**  
15 m H05RN-F 2x1 mm<sup>2</sup> cable hose reel. Includes a 230 V AC to 24 V DC transformer and a 900 LUMEN LED light.

### 612 100 - 230 V, 50 Hz cable reel

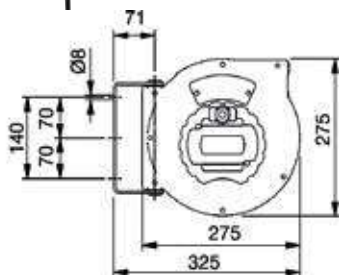
Includes 15 m H05VV-F 3x1,5 mm<sup>2</sup> cable, 230 V - 50 Hz. Maximum power: 800 W with the cable coiled and 2.000 W with the cable fully extended because of heat dissipation.

### 612 200 - 230 V, 50 Hz cable reel with 230 V AC to 24 V DC transformer

Includes 15 m H05VV-F 2x1 mm<sup>2</sup> cable. Maximum power: 60 W Includes a 230 V AC to 24 V DC transformer. For use with an E27 24 V - DC lamp (lamp not included).

### 612 300 - 230 V, 50 Hz cable reel with 230 V AC to 12 V DC transformer

Includes 15 m H05VV-F 2x1 mm<sup>2</sup> cable. Maximum power: 60 W Includes a 230 V AC to 12 V DC transformer. For use with an E27 12 V - DC lamp (inspection lamp included, bulb not included).



## HOSE REEL ACCESSORIES

### SINGLE REEL BRACKETS



360 111



360 116



360 119

**360 111 Pivoting wall mount bracket.** Use with RM12S, RM12CL, RM12, RM12L and RM34 Series reels.

**360 116 I-beam mounting bracket. Includes a pair of brackets and hardware.** Eliminates the need to drill column or beam when mounting an individual reel to beam flange. Use with RM12S, RM12CL, RM12 and RM12L series reels.

**360 135 Bracket for mounting a RM12S, RM12CL, RM12 or RM12L Series reel to a drum trolley (432 000).**


**360 113 One reel bracket for 432 814 trolley** Use with RM12S, RM12CL, RM12, and RM12L reels.

**360 119 Fast mount bracket. Facilitates mounting a reel to a wall or ceiling.** Use with RM12S, RM12CL, RM12, RM12L and RM34 reels.

### MULTIPLE REEL BRACKETS

Hose reel mounting channels for use with RM12S, RM12CL, RM12, and RM12L series hose reels in a bank. Channels are pre-drilled to allow individual mounting of reel. Nuts, screws and washers included.

360 117



**360 114 Holds up to two reels.**

Dimensions: 550 x 308 x 75 mm.

**360 115 Holds up to three reels.**

Dimensions: 825 x 308 x 75 mm. This bracket can also hold 2 x RM34 Series reels.

**360 117 Holds up to five reels.**

Dimensions: 1.375 x 308 x 75 mm. This bracket can also hold 3 x RM34 Series reels.

### GUN HOLDERS AND DRIP POCKETS

360 127



360 122



360 126



**Part No. 360 122**

Wall mounted drip pocket.

**Part No. 360 126**

Gun holder for hose reels.

**Part No. 360 127**

Wall mount drip pocket and gun holder.

### REEL STANDS



360 161



360 162

**360 161 Two hose reel stand**

For use with any pair of RM-12 hose reels. Height: 2.375 mm.

**360 162 Three hose reel stand**

For use with all RM-12 models, includes drip tray.

Dimensions: 1.200 x 400 x 2.220 mm.

360 163



FIVE HOSE REEL STAND

**360 163 Five hose reel stand**

For use with all RM-12 reel models, includes drip tray. Dimensions: 1.750 x 400 x 2.220 mm.

360 160



SIX HOSE REEL STAND

Very solid construction, allows mounting six RM-12 or RM-34 hose reels depending on models. Two extra reels can be mounted using the optional accessory. Six reel stands include perforated internal side panels and drip tray.

**360 160 Six reel stand**


Narrow model for use with RM-12 reels. Dimensions: 1.543 x 760 x 2.600 mm.

**360 165 Six reel stand**

Wide model for use with RM-12CL and RM-34 reels. Dimensions: 1.972 x 760 x 2.600 mm.

04

HOSE REELS



360 164



360 166



SIX HOSE REEL STANDS ACCESSORIES

For use with 360 160 and 360 165 stands as mentioned.

**360 164 Height extension kit**

The kit allows rising 500 mm the stand height. For use with 360 160 and 360 165 stands.

**360 166 Additional bracket for two hose reel**

The additional bracket allows mounting two additional hose reels on one side of a six reel stand 360 160 and 360 165.

**360 168 Additional drip tray**

For use on one side of a six reel stand 360 160 and 360 165 when equipped with the 360 166 additional bracket.

**736 229 Drawers kit**

The kit allows mounting two drawers with lock to the six reel stand 360 160.

## 05 FLUID DISPENSE VALVES AND METERS

CONTROL VALVES FOR DISPENSING OIL AND OTHER FLUIDS . . . . .	74
ELECTRONIC METERED CONTROL VALVES FOR DISPENSING OIL AND OTHER FLUIDS . . . . .	76
MECHANICAL METERED CONTROL VALVES FOR DISPENSING OIL AND OTHER FLUIDS . . . . .	78
MECHANICAL METERED PRESET CONTROL VALVES FOR DISPENSING OIL AND OTHER FLUIDS . . . . .	79
IN-LINE METERS. . . . .	80
PULSE TRANSMITTERS . . . . .	81
OTHER METERS AND ACCESSORIES . . . . .	82
GREASE GUNS AND ACCESSORIES . . . . .	83
OIL BARS, SPIGOT VALVES AND OTHER FLUID DISPENSE GUNS . . . . .	84



363 115

PA40 - OIL CONTROL VALVE, 40 L/MIN

SAMOA control valves are used at the end of hose assembly to dispense lubricants and antifreeze solutions.

### FLUIDS HANDLED

- Synthetic and mineral based lubricants.
- Gear Oil.
- Hydraulic oil and fluids.
- ATF.
- Antifreeze solutions.

### MARKETS SERVED

- Car and truck dealerships.
- Fast lube and maintenance shops.
- Fleet service.
- Mining and construction.
- Lube trucks.

### DURABILITY AND PERFORMANCE

- Extensively and rigorously field tested. Reliable performance.
- Aluminium body with light weight ergonomic design. Soft grip valve for comfort.
- Cam and piston valve design for minimum flow resistance.
- Large inlet swivel and inlet filter with large screen surface.
- Swivel and outlet covers.
- Safety latch must be depressed before product can be dispensed. Trigger can be locked open for dispensing large volumes.
- Wide selection of outlets available.

05

VALUES AND METERS



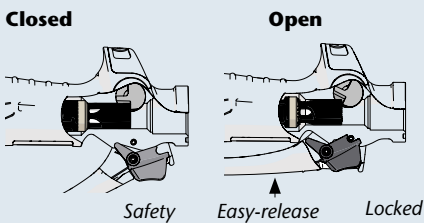
### TECHNICAL DATA

Maximum flow rate	40 l/min (11 gal/min)
Maximum working pressure	100 bar (1,450 psi)
Operating temperature range	-10 °C to 70 °C (14 to 160 °F)
Fluid inlet	1/2" BSP (F)
Fluid outlet	1/2" BSP (F)
Wetted parts	Aluminium / Zinc plated steel / TPU / Polyamide
Fluid compatibility	Lubricants, ATF, antifreeze (Glycol) and antifreeze water solutions
Weight	470 g (1 lb)

### ORDERING INFORMATION

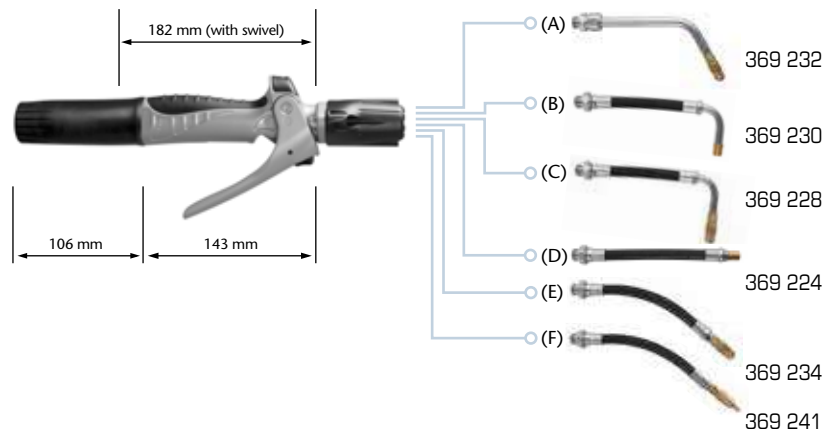
PART No.	OUTLET NOZZLE TYPE	INCLUDED OUTLET PART No.	
<b>363 100</b>	No outlet	-	
<b>363 116</b>	60° rigid outlet and quarter turn non-drip tip	369 232	(A)
<b>363 115</b>	Flexible outlet with 90° tube and automatic non-drip tip	369 230	(B)
<b>363 114</b>	Flexible outlet with 90° tube and quarter turn non-drip tip	369 228	(C)
<b>363 112</b>	Flexible outlet and automatic non-drip tip	369 224	(D)
<b>363 117</b>	Formable outlet and quarter turn non-drip	369 234	(E)
<b>363 118</b>	Formable outlet and quarter turn narrow non-drip (Ø 8 mm)	369 241	(F)

### REGISTERED DESIGN



The new cam actuated piston-valve is designed for unrestricted flow and superb control. It incorporates an ergonomic trigger with safety, locking and easy-release functions.

Non-drip tips are manufactured in brass.



# CONTROL VALVES FOR DISPENSING OIL AND OTHER FLUIDS

PA70 - HIGH FLOW OIL CONTROL VALVE, 70 L/MIN

363 053

SAMOA large delivery control valves are used at the end of hose assembly to dispense large volumes of lubricants and antifreeze solutions.

## FLUIDS HANDLED

- Synthetic and mineral based lubricants.
- Gear Oil.
- Hydraulic oil and fluids.
- ATF.
- Antifreeze solutions.

## MARKETS SERVED

- Truck dealerships.
- Fleet service.
- Mining and construction.
- Lube trucks.
- Railroad and mass transit vehicles.

## DURABILITY AND HIGH FLOW PERFORMANCE

- Extensively and rigorously field tested. Reliable performance.
- Heavy Duty aluminium pressure cast body to withstand the toughest working conditions.
- High flow pressure balanced valve for comfortable use.
- Large port inlet swivel (1" and 3/4"). Inlet filter with large screen surface.
- Safety guard avoids accidental openings.
- Trigger can be locked open for dispensing large volumes.
- Outlets have 3/4" BSP (M) connection thread and use a bonded seal washer to assure a leak free operation.

### TECHNICAL DATA

Maximum flow rate	90 l/min (24 gal/min)
Maximum working pressure	100 bar (1,450 psi)
Operating temperature range	-10 °C to 70 °C (14 to 160 °F)
Fluid inlet	3/4" BSP (F) or 1" BSP (F)
Fluid outlet	3/4" BSP (F)
Wetted parts	Aluminium / Zinc plated steel and brass / NBR
Fluid compatibility	All type of synthetic and mineral oils, antifreeze solutions, hydraulic fluid
Weight	2,05 kg (4.5 lb)

### ORDERING INFORMATION

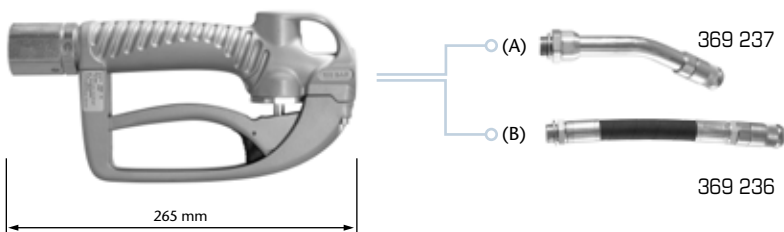
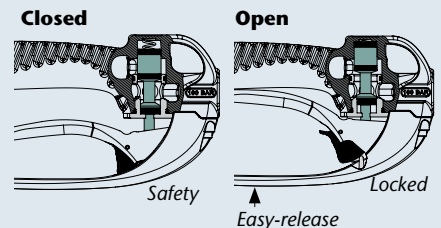
PART No.	OUTLET NOZZLE TYPE	INLET SWIVEL THREAD	
<b>363 053</b>	30° rigid with semiautomatic non-drip tip	3/4" BSP (F)	(A)
<b>363 054</b>	Flexible outlet with semiautomatic non-drip tip	3/4" BSP (F)	(B)
<b>363 055</b>	30° rigid with semiautomatic non-drip tip	1" BSP (F)	(A)
<b>363 056</b>	Flexible outlet with semiautomatic non-drip tip	1" BSP (F)	(B)



05

VALVES AND METERS

## REGISTERED DESIGN



The new pressure balanced spool valve is designed for unrestricted flow, superb control and comfortable use. The control valve incorporates hand-guard for safety and an ergonomic trigger with locking function.

# ELECTRONIC METERED CONTROL VALVES FOR DISPENSING OIL AND OTHER FLUIDS

365 534

EC30 - OVAL GEAR WITH DIGITAL DISPLAY HAND HELD METER, 30 L/MIN

SAMOA metered control valves are used at the end of hose assembly for measured dispensing of lubricants and antifreeze solutions.

### FLUIDS HANDLED

- Synthetic and mineral based lubricants.
- Gear Oil.
- Hydraulic oil and fluids.
- ATF.
- Antifreeze solutions.

### MARKETS SERVED

- Car and truck dealerships.
- Fast lube and maintenance shops.
- Fleet service.
- Mining and construction.
- Lube trucks.

### ACCURACY, DURABILITY AND HIGHER FLOW PERFORMANCE

- Extensively and rigorously field tested. Reliable performance.
- High precision machined measuring chamber with tight tolerances, quality gears and stainless steel shafts eliminate the need of calibration to adjust for fluid viscosity.
- Sealed battery compartment and isolated electronic register for extended life.
- Easy to read large character display, with batch, trip (resettable totalizer) and totalizer functions.
- Rough TPE boot surrounds the entire meter for even greater durability.
- Replaceable AAA batteries.



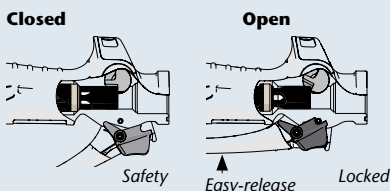
### TECHNICAL DATA

Maximum flow rate	30 l/min (8 gal/min)
Accuracy	+/- 0,5 %
Maximum working pressure	100 bar (1,450 psi)
Operating temperature range	-10 °C to 60 °C (14 to 140 °F)
Fluid inlet	1/2" BSP (F)
Fluid outlet	1/2" BSP (F)
Wetted parts	Acetal / Aluminium / Stainless steel / NBR / Zinc plated steel / TPU / Polyamide
Fluid compatibility	Lubricants, ATF, antifreeze (Glycol) and antifreeze - water solutions
Weight	1,30 kg (2.86 lb)

### ORDERING INFORMATION

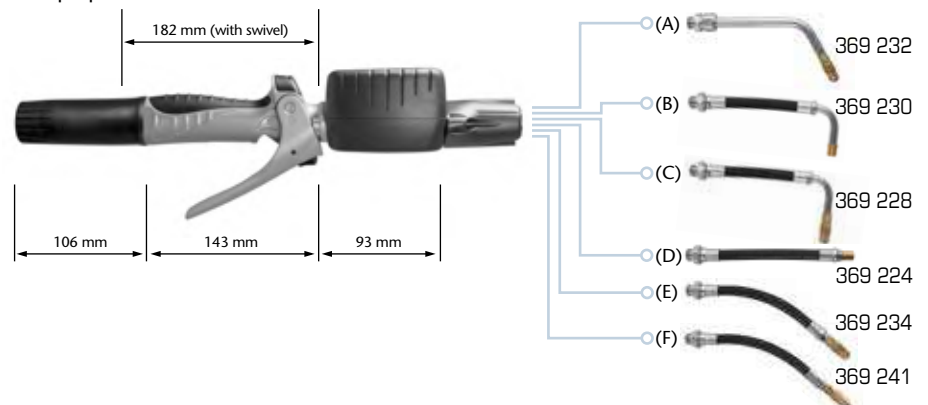
HOSE END METER PART No.	OUTLET NOZZLE TYPE	OUTLET NOZZLE PART No.	
<b>365 521</b>	Hose end meter with no outlet	-	
<b>365 536</b>	60° rigid with quarter turn non-drip tip	369 232	(A)
<b>365 535</b>	Flexible outlet with 90° angled nozzle with automatic non-drip tip	369 230	(B)
<b>365 534</b>	Flexible outlet with 90° angled nozzle with quarter turn non-drip tip	369 228	(C)
<b>365 532</b>	Flexible outlet with automatic non-drip tip	369 224	(D)
<b>365 537</b>	Formable outlet with quarter turn non-drip tip	369 234	(E)
<b>365 538</b>	Formable outlet with quarter turn narrow non-drip tip (Ø 8 mm)	369 241	(F)

### REGISTERED DESIGN



The new cam actuated piston-valve is designed for unrestricted flow and superb control. It incorporates an ergonomic trigger with safety, locking and easy-release functions.

Non-drip tips are manufactured in brass.



# ELECTRONIC METERED CONTROL VALVES FOR DISPENSING OIL AND OTHER FLUIDS



EC70 - OVAL GEAR WITH DIGITAL DISPLAY HAND HELD HIGH FLOW METER, 70 L/MIN

365 655

SAMOA High Flow metered control valves are used at the end of hose assembly for measured dispensing of large volume of lubricants and antifreeze solutions done at high flow rates.

## FLUIDS HANDLED

- Synthetic and mineral based lubricants.
- Gear Oil.
- Hydraulic oil and fluids.
- ATF.
- Antifreeze solutions.

## MARKETS SERVED

- Truck dealerships.
- Fleet service.
- Mining and construction.
- Lube trucks.
- Railroad and Mass Transit Vehicles.

## ACCURACY, DURABILITY AND HIGH FLOW PERFORMANCE

- Extensively and rigorously field tested. Reliable performance.
- High precision machined measuring chamber with tight tolerances, quality gears and stainless steel shaft eliminate the need of calibration to adjust for fluid viscosity.
- Sealed battery compartment and isolated electronic register for extended life.
- Easy to read large character display, with batch, trip (resettable totalizer) and totalizer functions.
- Rough TPE boot surrounds the entire meter for even greater durability.
- Replaceable AAA batteries.

### TECHNICAL DATA

Maximum flow rate	70 l/min (19 gal/min)
Accuracy	+/- 0,5%
Maximum working pressure	100 bar (1,450 psi)
Operating temperature range	-10 °C to 60 °C (14 to 140 °F)
Fluid inlet	3/4" BSP (F) or 1" BSP (F)
Fluid outlet	3/4" BSP (F)
Wetted parts	Acetal / Aluminium / Stainless steel / Zinc plated steel and brass / NBR
Fluid compatibility	Oil
Weight	2,85 kg (6.30 lb)

### ORDERING INFORMATION

HOSE END METER PART No.	OUTLET NOZZLE TYPE	INLET SWIVEL THREAD	
<b>365 655</b>	30° rigid with semiautomatic non-drip tip	3/4" BSP (F)	(A)
<b>365 654</b>	Flexible outlet with semiautomatic non-drip tip	3/4" BSP (F)	(B)
<b>365 657</b>	30° rigid with semiautomatic non-drip tip	1" BSP (F)	(A)
<b>365 656</b>	Flexible outlet with semiautomatic non-drip tip	1" BSP (F)	(B)



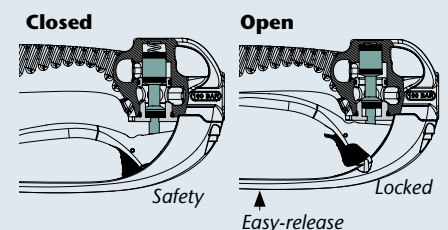
The new pressure balanced spool valve is designed for unrestricted flow, superb control and comfortable use. The control valve incorporates hand-guard for safety and an ergonomic trigger with locking function.



05

VALVES AND METERS

### REGISTERED DESIGN



# MECHANICAL METERED CONTROL VALVES FOR DISPENSING OIL AND OTHER FLUIDS

365 803

MC30 - ROTARY PISTON HAND HELD METER, 30 L/MIN

SAMOA mechanical metered control valves are used at the end of hose assembly for measured dispensing of lubricants and antifreeze solutions in tough, intensive use applications.



### FLUIDS HANDLED

- Synthetic and mineral based lubricants.
- Gear Oil.
- Hydraulic oil and fluids.
- ATF.
- Antifreeze solutions.
- Special model for antifreeze solutions available.

### MARKETS SERVED

- Car and truck dealerships.
- Fast lube and maintenance shops.
- Fleet service.
- Mining and construction.
- Lube trucks.
- Railroad and Mass Transit Vehicles.

### ACCURACY AND DURABILITY WITH PROVEN PERFORMANCE

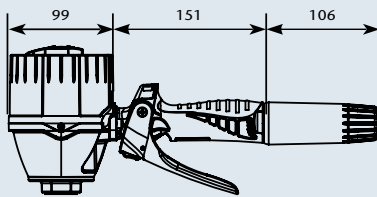
- Extensively and rigorously field tested. Reliable performance.
- No calibration required. High accuracy within a large viscosity range.
- One piece polycarbonate based integral register housing and single molded pointer knob guarantee maximum integrity of the meter against drops and impacts and provide superb protection against humidity.
- Fully mechanical register.
- Simple and easy to read dial includes 5-digit totalizer.
- Very tough metal construction, the meter is ideal for intensive use and outdoor applications.
- PA40 control valve is flange coupled to eliminate the use of adaptors and eliminate leaks.

### TECHNICAL DATA

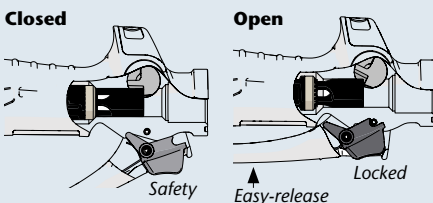
Maximum flow rate	30 l/min (8 gal/min)
Accuracy	+/- 0,65 %
Maximum working pressure	100 bar (1,450 psi)
Operating temperature range	-10 °C to 60°C (-14 to 140 °F)
Fluid inlet	1/2" BSP (F)
Fluid outlet	1/2" BSP (F)
Wetted parts	Aluminium / Zinc alloy / Stainless steel / NBR / Brass / Steel / TPU / Polyamide
Fluid compatibility	Synthetic and mineral oils, ATF, Antifreeze, Gear oils
Weight	1,7 kg (3.74 lb)

### ORDERING INFORMATION

HOSE END METER PART No.	OUTLET NOZZLE TYPE	OUTLET NOZZLE PART No.
<b>METRIC METERS. 0 - 10 Liters dial, Totalizer in Liters - Lubricants</b>		
<b>365 801</b>	With no outlet. Includes inlet swivel with shroud	-
<b>365 803</b>	Flexible outlet with automatic non-drip tip	369 224
<b>365 804</b>	Formable outlet with quarter turn non-drip tip	369 234
<b>METRIC METERS. 0 - 10 Liters dial, Totalizer in Liters - Antifreeze</b>		
<b>365 824</b>	Formable outlet with quarter turn non-drip tip	369 234
<b>QUARTS/GALLONS METERS. 4 - 16 Quarts dial, Totalizer in Gallons - Lubricants</b>		
<b>365 802</b>	With no outlet. Includes inlet swivel with shroud	-
<b>365 805</b>	Formable outlet with automatic non-drip tip	369 224
<b>365 806</b>	Formable outlet with quarter turn non-drip tip	369 234
<b>QUARTS/GALLONS METERS. 4 - 16 Quarts dial, Totalizer in Gallons - Antifreeze</b>		
<b>365 826</b>	Formable outlet with quarter turn non-drip tip	369 234



Dimensions (mm)



The new cam actuated piston-valve is designed for unrestricted flow and superb control. It incorporates an ergonomic trigger with safety, locking and easy-release functions.

Non-drip tips are manufactured in brass. All models include inlet swivel with shroud and the outlet listed for each model.

# MECHANICAL METERED PRESET CONTROL VALVES FOR DISPENSING OIL AND OTHER FLUIDS



MP30 - ROTARY PISTON HAND HELD PRESET METER, 30 L/MIN

365 811

SAMOA mechanical preset metered control valves allow automatic filling of large crankcases, engines and other lubricant reservoirs. For automatic operation, set the dial pointer to the quantity needed and actuate the trigger for automatic latching. The valve will deliver exactly the volume required and then shut off.

## FLUIDS HANDLED

- Synthetic and mineral based lubricants.
- Gear Oil.
- Hydraulic oil and fluids.
- ATF.

## MARKETS SERVED

- Truck dealerships.
- Fleet service.
- Mining and construction.
- Lube trucks.
- Railroad and Mass Transit Vehicles.

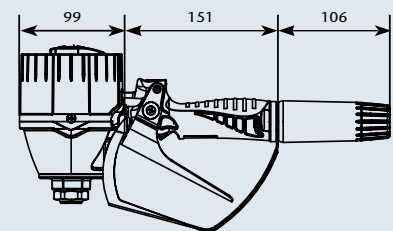
## ACCURACY, DURABILITY AND EXTRA PERFORMANCE

- Extensively and rigorously field tested. Reliable performance.
- No calibration required. High accuracy within a large viscosity range.
- One piece polycarbonate based integral register housing and single molded pointer knob guarantee maximum integrity of the meter against drops and impacts and provide superb protection against humidity.
- The reset mechanism incorporates a safety clutch for preserving the preset mechanism in case the knob is turned in the wrong direction.
- High wear and stress resistant shut off mechanism.
- Simple and easy to read dial includes 5-digit totalizer.
- Very tough metal construction, the meter is ideal for intensive use and outdoor applications.
- PA40 Control valve is flange coupled to eliminate the use of adaptors and eliminate leaks.

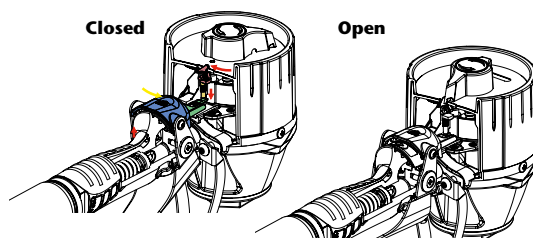


TECHNICAL DATA	
Maximum flow rate	30 l/min (8 gal/min)
Accuracy	+/- 0,65 %
Maximum working pressure	100 bar (1,450 psi)
Operating temperature range	-10 °C to 60 °C (14 to 140 °F)
Fluid inlet	1/2" BSP (F)
Fluid outlet	1/2" BSP (F)
Wetted parts	Aluminium / Zinc alloy / Stainless steel / NBR / Brass / Steel / TPU / Polyamide
Fluid compatibility	Synthetic and mineral oils, ATF
Weight	2 kg (4.40 lb)

ORDERING INFORMATION		
HOSE END METER PART No.	OUTLET NOZZLE TYPE	OUTLET NOZZLE PART No.
<b>METRIC METERS. 0 - 60 liters dial, totalizer in liters</b>		
<b>365 811</b>	Rigid outlet with semiautomatic non-drip tip	369 244
<b>QUARTS/GALLONS METERS. 0 - 60 quarts dial, totalizer in gallons</b>		
<b>365 812</b>	Rigid outlet with semiautomatic non-drip tip	369 244
<b>QUARTS/GALLONS METERS. 0 - 60 gallons dial, totalizer in gallons</b>		
<b>365 813</b>	Rigid outlet with semiautomatic non-drip tip	369 244



Dimensions (mm)



05

VALVES AND METERS

## IN-LINE METERS

366 000 - 366 010 - 366 020

1/2" IN-LINE METERS C30, 30 - 50 L/MIN



**REGISTERED DESIGN**

Oval gear meters for use as in-line meters with oil, DEF / AdBlue®, windshield wash solution or anti-freeze solution, depending on the meter wetted materials. They can be wall mounted in the fluid line or at the pump outlet.

Meters include an electronic register controlled by wetted magnets and powered with two AAA alkaline batteries. It is shock proof and isolated from the fluid handled. Meter display is multi-function, showing the volume dispensed per delivery, and has a permanent and a resettable (trip function) totalizers. The display can be programmed to show delivery in liters, quarts, pints and US gallons. The assembly is enclosed in TPE moulded shroud.

MODELS AND TECHNICAL DATA			
	366 000	366 010	366 020
Wetted parts	<b>ALUMINIUM</b> , acetal, AISI 316 stainless steel, NBR	<b>PVC</b> , LCP, AISI 316 stainless steel, Viton®	<b>AISI 316 STAINLESS STEEL</b> , LCP, Viton®
Applications	Medium pressure dispense of lubricants up to 5.000 mPa	Low pressure dispense of DEF / AdBlue®, windshield wash and antifreeze solutions	Medium pressure dispense of DEF / AdBlue®, windshield wash and antifreeze solutions
Connection threads	1/2" BSP (F)	1/2" BSP (F)	1/2" BSP (F)
Flow range	1 - 30 l/min	1 - 50 l/min	1 - 50 l/min
Pulses per liter	164 ppl	150 ppl	164 ppl
Accuracy	+/- 0.5 %	+/- 0.5 %	+/- 0.5 %
Maximum operating pressure	100 bar	30 bar	100 bar
Temperature range (fluid)	-10 °C to 60 °C	-10 °C to 60 °C	-10 °C to 70 °C
Calibration	Can be calibrated	Can be calibrated	Can be calibrated
Weight	0,53 kg	0,50 kg	0,85 kg

366 060

3/4" HIGH VOLUME IN-LINE METER C70, 80 L/MIN



**REGISTERED DESIGN**

Oval gear meter for use as in-line meters with oil or diesel. It can be wall mounted in the fluid line or at the pump outlet.

Meter includes an electronic register controlled by wetted magnets and powered with two AAA alkaline batteries. It is shock proof and isolated from the fluid handled and the display is multi-function, showing the volume dispense per delivery and has a permanent and a resettable (trip function) totalizers. The display can be programmed to show delivery in liters, quarts, pints and US gallons. The assembly is enclosed in TPE moulded shroud. It can also be set to show the flow rate in units of measure per minute.

MODELS AND TECHNICAL DATA	
	366 060
Wetted parts	<b>ALUMINIUM</b> , acetal, AISI 316 stainless steel, NBR
Applications	Medium pressure dispense of diesel and lubricants up to 5.000 mPa
Connection threads	3/4" BSP (F)
Flow range	8 - 80 l/min
Pulses per liter	109 ppl
Accuracy	+/- 0.5 %
Maximum operating pressure	100 bar
Temperature range (fluid)	-10 °C to 60 °C
Calibration	Can be calibrated
Weight	0,80 kg

**1/2" PULSE TRANSMITTERS, 30 - 50 L/MIN**

366 050 - 366 053 - 366 055

Oval gear meters for use as in-line meters for oil, DEF / AdBlue®, windshield wash solution or anti-freeze solution lines depending on the meter wetted materials. They can be wall mounted in the fluid line or at the pump outlet.

Meters are shock proof and isolated from the fluid handled and the assembly is enclosed in a TPE moulded shroud.

Meter has a led light that indicates when the solenoid valve linked with the meter is open when used in an Inventory Management System.

MODELS AND TECHNICAL DATA			
	366 050	366 053	366 055
Wetted parts	<b>ALUMINIUM</b> , acetal, AISI 316 stainless steel, NBR	<b>PVC</b> , LCP, AISI 316 stainless steel, Viton®	<b>AISI 316 STAINLESS STEEL</b> , LCP, Viton®
Applications	Medium pressure dispense of lubricants up to 5.000 mPa	Low pressure dispense of DEF / AdBlue®, windshield wash and antifreeze solutions	Medium pressure dispense of DEF / AdBlue®, windshield wash and antifreeze solutions
Connection threads	1/2" BSP (F)	1/2" BSP (F)	1/2" BSP (F)
Flow range	1 - 30 l/min	1 - 50 l/min	1 - 50 l/min
Pulses per liter	328 ppl	320 ppl	320 ppl
Accuracy	+/- 0.5 %	+/- 0.5 %	+/- 0.5 %
Maximum operating pressure	100 bar	30 bar	100 bar
Temperature range (fluid)	-10 °C to 60 °C	-10 °C to 60 °C	-10 °C to 70 °C



**REGISTERED DESIGN**

05

VALVES AND METERS

**3/4" HIGH VOLUME PULSE TRANSMITTER, 80 L/MIN**

366 057

Oval gear meter for use as in-line meters for oil and diesel. It can be wall mounted in the fluid line or at the pump outlet. Double reed switch circuit board makes possible detecting when meter counts backwards.

Meters are shock proof and isolated from the fluid handled and the assembly is enclosed in a TPE moulded shroud.

Meter has a led light that indicates when the solenoid valve linked with the meter is open when used in an Inventory Management System.

MODELS AND TECHNICAL DATA	
	366 057
Wetted parts	<b>ALUMINIUM</b> , acetal, AISI 316 stainless steel, NBR
Applications	Medium pressure dispense of diesel and lubricants up to 5.000 mPa
Connection threads	3/4" BSP (F)
Flow range	8 - 80 l/min
Pulses per liter	109 ppl
Accuracy	+/- 0.5 %
Maximum operating pressure	100 bar
Temperature range (fluid)	-10 °C to 60 °C



**REGISTERED DESIGN**

## OTHER METERS AND ACCESSORIES

365 300



PRESET DIGITAL METER

### 365 300 Preset digital meter

Oval gear hose end meter with preset function. Preset mode dispensing allows hands off operation as the meter automatically shuts off once the preset volume is delivered. Meter with digital display, works with four easy to replace 1,5 V AAA alkaline batteries. Includes inlet swivel and rigid outlet with non-drip nozzle.

365 575



HOSE END METER FOR WATER BASED FLUIDS

### 365 575 Hose end meter for water based fluids

Oval gear hose end meter with electronic display for measured delivery of windshield washer, coolant and antifreeze solutions. Display is powered with two easy to replace 1,5 V AAA alkaline batteries. Meter can measure in liters, quarts, pints and US gallons. The meter is flange coupled delivery gun 186 300. Fluid inlet: 1/2" BSP (F). Maximum flow: 30 l/min. Maximum working pressure: 30 bar. Operating temperature range: 10 to 60 °C (14 to 140 °F).

186 300



DELIVERY GUN FOR WATER BASED FLUIDS

### 186 300 Delivery gun for water based fluids

Delivery gun with reinforced polyamide body and stainless steel valve mechanism for use with fluids like windshield wash solutions, glycol solution (anti-freeze and other water based solutions). Includes brass inlet swivel with 1/2" BSP (F) connection thread and flexible outlet with 90° angled nozzle with quarter turn opening / closing non-drip tip.

05

VALUES AND METERS



369 224



369 228



369 230



369 232



369 234



369 241



369 244

### ACCESSORIES 1/2" CONNECTION THREAD OUTLETS

They fit all metered and non-metered oil guns EC30, PA40, MC30 and MP30. Connection thread: 1/2" BSP (M). Non-drip tips are manufactured in brass.

**369 224** Flexible outlet with automatic opening / closing non-drip tip.

**369 228** Flexible outlet with 90° angled nozzle with quarter turn opening / closing non-drip tip.

**369 230** Flexible outlet with 90° angled nozzle with automatic opening / closing non-drip tip.

**369 232**, 60° rigid outlet with quarter turn opening / closing non-drip tip.

**369 234** Formable outlet with quarter turn opening / closing non-drip tip.

**369 241** Formable outlet with quarter turn opening / closing narrow (Ø 8 mm) non-drip tip.

**369 244** Rigid straight outlet with semiautomatic non-drip tip. For MP30 mechanical preset meter.

**369 606** Pack of four color coded protectors. For mounting at the EC30 meters and PA40 oil gun outlets.

369 606



369 236 - 369 237



### ACCESSORIES 3/4" CONNECTION THREAD OUTLETS

They fit all EC70 and PA70 metered and non-metered guns. Connection thread: 3/4" BSP (M) and bonded washer seal.

**369 236** Flexible outlet with semiautomatic non-drip tip.

**369 237**, 30° angled rigid outlet with semiautomatic non-drip tip.

413 077

415 002



**GREASE CONTROL GUNS**

**ELECTRONIC-METERED GREASE CONTROL GUNS**

**413 077 Grease control gun**

Grease control gun with rigid outlet with 3 jaw connector (PN 121 050).

**413 080 Grease control gun with z-swivel**

Grease control gun with z-swivel (PN 414 300), rigid outlet and 3 jaw connector assembly (PN 741 300).

**413 081 Grease control gun**

Grease control gun with 450 mm double steel braid reinforced rubber hose (PN 140 050) with 3 jaw connector (PN 121 050).

**413 082 Grease control gun with z-swivel**

Grease control gun with z-swivel (PN 414 300) and 450 mm double steel braid reinforced rubber hose (PN 140 050) with 3 jaw connector (PN 121 050).

**415 002 High pressure grease electronic-metered control gun**

**Includes:**

Double steel braid reinforce rubber hose (400 mm) with hydraulic grease connector and Z-swivel.

**415 000 High pressure grease electronic-metered control gun**

**Includes:**

Z-swivel, with no outlet accessories.

High pressure grease control guns with ergonomic body and trigger designed to reduce operator hand fatigue. Manufactured in aluminium with steel insert for high pressure. Maximum working pressure: 500 bar (7,150 psi). Inlet thread: 1/4" BSP (F). Outlet thread: 1/8" BSP (F).

414 300 - 414 100

140 050 - 741 300

411 100



**GREASE CONTROL GUN SWIVELS**

**GREASE CONTROL GUN OUTLETS**

**OVAL GEAR IN LINE GREASE METER WITH ELECTRONIC DIGITAL DISPLAY**

Equipped with ball bearings for easy articulation even at high pressure. For best results, use a straight swivel between the pump and distribution hose and Z swivel between the hose and grease control gun. Maximum working pressure: 500 bar (7,150 psi).

**414 100** Straight grease swivel. 1/4" BSP (MF).

**414 200** "L" grease swivel. 1/4" BSP (MF).

**414 300** "Z" grease swivel. 1/4" BSP (MF).

**741 306** Rigid outlet with hydraulic grease connector.

**741 300** Rigid outlet with 3 jaw hydraulic grease connector (121 050).

**140 050** Double steel braid reinforced grease hose, 450 mm.

**741 304** Rigid outlet.

**411 100 In line grease meter**

High pressure oval gear meter with digital display. Batch display in grams (up to 9999 g) and permanent totalizer in kilograms (up to 999999 kg).

Works with two 1,5 V AAA alkaline batteries. Maximum pressure: 500 bar (7,140 psi).

Maximum flow range: up to 1 kg/min (2.2 lb/min). Accuracy: ± 3,0 %. Inlet and outlet connections: 1/8" BSP (F).

361 200 - 361 100



## OIL BAR AND SPIGOT VALVE

### 361 200 Oil bar

Oil bar to dispense up to four products. Delivered with one outlet, up to three additional outlets can be mounted.

### 361 110 Additional outlet for oil bars

### 366 550 In-line meter kit for oil bars

### 361 100 Oil spigot valve

For connecting to pumps outlet. Connection thread 3/4" BSP (M).

186 000 - 185 001 - 186 010



## WATER GUNS

For use only with water and antifreeze solutions.

### 186 000 Water gun

Maximum working pressure 10 bar, connection thread 1/4" BSP (F).

### 186 010 Water bib

Maximum working pressure 10 bar, connection thread 1/4" BSP (F).

### 185 001 Wash gun

Maximum working pressure 30 bar, connection thread 1/2" BSP (F).

187 000 - 187 001



## SPRAY GUNS

### 187 000 Spray gun

Min. - max. pressure: 3 to 10 bar, connection thread 1/4" BSP (F). Aluminium gun body and 1 liter aluminium container.

### 187 001 Spray gun

Min. - max. pressure: 3 to 10 bar, connection thread 1/4" BSP (F). Aluminium gun body, metal outlet and 1 liter plastic container.

### 184 000 Spray gun

Min. - max. pressure: 4 to 10 bar, connection thread 1/4" BSP (F). Plastic gun body, metal outlet and 0.75 liter plastic container.

### 184 050 Spray gun

Min. - max. pressure: 4 to 10 bar, connection thread 1/4" BSP (F). Plastic gun body, plastic outlet and 0,75 liter plastic container.

188 000 - 188 100



## INDUSTRIAL QUALITY BLOW GUNS

Aluminium blow guns with anti-slide grip. High air flow and wide range of accessories. Maximum minimum pressure: 3 to 8 bar, connection thread: 1/4" BSP (F). Includes extra-quite nozzle.

### 188 000 Heavy Duty blow gun

### 188 100 Compact blow gun

### Blow guns accessories:

### 180 801 High flow nozzle

180 802 Extra-quite nozzle (standard in Industrial Quality blow guns).

### 180 803 Anti splash protection

### 180 800, 150 mm extension tube

Two or more tubes can be combined for getting an extra large tube.

184 200 - 184 201



## THERMOPLASTIC BLOW GUNS

### 184 200 Thermoplastic blow gun

1/4" BSP (F).

### 184 201 Thermoplastic blow gun with flow regulator

1/4" BSP (F).

199 800



## TIRE INFLATOR GUNS

### 195 100 Approved tire inflator

Tire inflator approved following 86 / 217 CEE directive. 500 mm rubber hose with connecting clip.

Connection thread: 1/4" BSP (F).

### 199 800 Standard tire inflator

650 mm rubber hose with connecting clip.

Connection thread: 1/4" BSP (F).

## 06 FLUID MANAGEMENT SYSTEM

NEX-U.® NEW GENERATION FLUID MANAGEMENT SYSTEM. . . . .	86
NEX-U.® CONNECTABILITY . . . . .	92





# NEX-U®

FLUID MANAGEMENT SYSTEM

06  
MANAGEMENT  
SYSTEMS

## THE GOOD HAS JUST GOTTEN BETTER

After years of field proven reliable performance with the AMS system, SAMOA is proud to introduce NEX-U® Fluid Management System. NEX-U® is a hybrid system that combines wireless flexibility with hard wired reliability.

### WIRELESS FLEXIBILITY

- Data can be transmitted wirelessly among the different system components, avoiding long and expensive cable runs.
- Easy to add new components as required as your maintenance needs grow.
- System uses existing Wi-Fi® networks, simplifying its installation. No need for special, custom made, network components.

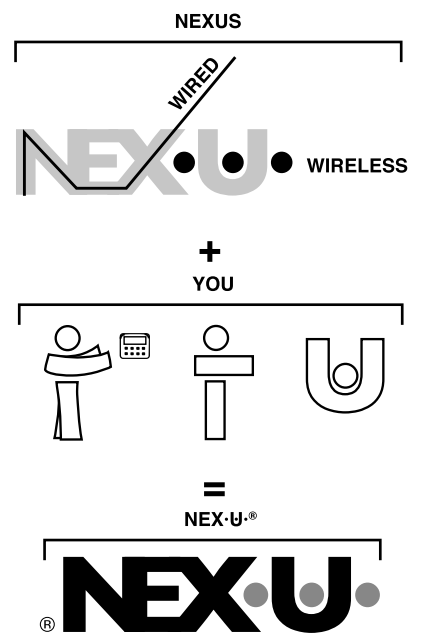
### HARD WIRED RELIABILITY

- Constant and reliable power source always present for reliable energizing of solenoid valves.
- No empty batteries to let you down.
- Hard-wired data transmission to avoid interferences and other obstacles which can make difficult wireless data transmission.

NEX-U® has been conceived with the user in mind, making fluid management and fluid inventory control an easy, trouble free activity. NEX-U® contributes to increase maintenance operations profitability and productivity:

- Provides total control and record of each and every fluid dispense.
- Secures access to fluids only to authorized technicians.
- Provides accurate, real time fluid inventory information.

## NEXUS + YOU = NEX-U®



NEX-U® name combines the Latin word "NEXUS", which means connection, with "U" (You), the system User, the Human.

## CENTRAL PROCESSING UNIT

## U-net

### U-net

U-net is the key NEX-U.® component. Using a powerful 2,4 Ghz processor, 4 Gb RAM and with 64 Gb storage capacity, it controls all the system functions and manages the wired and wireless communication among the NEX-U.® components.

U-net also includes the U-track software. U-track can be available through an existing or a new network and in any licensed terminal. It can also be available as a stand alone system, with access through the U-pad keypads.

U-net has the following communication parts.

- USB and RS232 for connecting peripheral accessories (ticket printer, RFID card reader, etc.).
- Ethernet port, to connect NEX-U.® to the workshop network using a router or a PC.
- Can-Bus in and out parts; for Hard-wired connection with other system components.



## PC SOFTWARE

## U-track

### U-track

A powerful software package that gives you full control of fluid usage and inventory. It is a web based software that allows multiuser applications. All PCs or tablets under the same network can have access to U-track (multiple user licenses required). U-track can work using Windows or Linux operating systems.

U-track allows a simple, intuitive, system set-up and simplifies regular maintenance tasks like adding and deleting users, keeping fluid inventory and generating powerful reports. Thanks to U-track you will be able to:

- Simple and intuitive system set-up
- Simplified system maintenance (manage users, fluid inventory, etc.).
- Manage all the system hard-wired and wireless communication.
- Generate a wide variety of reports, which can be easily exported in Excel format.
- Record and manage Validated Preset Transactions (required for operating with U-Vision+)
- Transform any PC or any other terminal device in the workshop in a NEX-U.® virtual keypad (multiple user licenses required).

### U-track also contributes to increase your operations efficiency and profitability:

- Keeps control of every drop of fluid dispensed in the system.
- Improves inventory accuracy, generating automatic warnings and email notifications for reordering and critical predefined inventory levels.
- Generates a variety of reports, to help you to track dispense information such as date and time, technician, work order, fluid dispensed, volume delivered, etc.

U-track makes also possible communicating with most workshop DMS systems.

U-track can operate using a PC connected to U-net and within a Wi-Fi® network, or as a stand alone component. In this case, access to U-track is done using the U-dat keypad.



## SYSTEM ACCESS KEYPAD. CONTROL HANDLE WITH A DISPLAY AND ACCESS KEYPAD

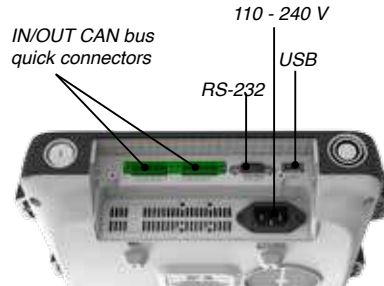
### Udat

#### SYSTEM ACCESS KEYPAD



System Access Keypad includes a 7" full color graphics display and a complete QWERTY keypad. U-dat allows system access to technicians either through a PIN code or using a RFID card.

**U-dat** supports Can-bus cable communications, that transmits data and the power to open the solenoid valves in the system. Cabling is easy using "plug-and-play" type connectors. U-dat includes the transformer required to simultaneously open up to 8 solenoid valves. U-dat also supports Wi-Fi® data communication with other system components. U-dat requires 110 - 240 V power supply.



*U-dat connection panel.  
All wired connections can be done fast and easy without requiring to open U-dat.*

### Uvision+

#### CONTROL HANDLE WITH A DISPLAY AND ACCESS KEYPAD



#### U-vision+

The backlight display is connected using Bluetooth® with a U-valve, U-meter+ or U-count module and it displays the following parameters:

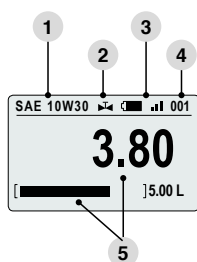
- Hose reel (fluid outlet number and fluid dispensed type).
- Battery life and Bluetooth® signal strength.
- Volume delivered and operation progress.
- U-valve solenoid valve open or closed.

U-vision+ includes a six-buttons keypad and it can replace the U-dat keypad for data entry in the system as it allows the following operations:

- User PIN enter.
- Scroll through existing open job orders to select the one corresponding to each operation.
- Enter the volume of fluid to be dispensed.
- Confirm fluid type and transaction.



U-vision+ is powered with 4 AA 1,5 V alkaline batteries.



- 1 Fluid dispensed type.
- 2 Solenoid valve open or close.
- 3 Battery life and Bluetooth® signal.
- 4 Hose reel / fluid outlet number.
- 5 Volume delivered and operation progress.

## NEX·U.® FLOW CONTROL COMPONENTS



NEX·U.® offers multiple options for controlling fluids flow. All of them are based in a pulse meter and a 24 DC solenoid valve using a constant and reliable power source for dependable and accurate flow control. All NEX·U.® flow meters include a double reed switch. This allows detecting changes in the flow direction.

### FLOW VALVE

### Uvalve Uvalve+

**U-valve** combines in a compact unit a high accuracy pulse meter, a solenoid valve and a large and cleanable fluid screen filter with the electronics required to control the meter and valve operation and to communicate with other system components. Reduces installation time and eliminates the risk of leak when using separate components. It has a large, high visibility LED display showing the U-valve number assigned in the system, four colored LED lights that show the U-valve operation for diagnosis and two buttons for system configuration. U-valve supports Can-bus cable communication that transmits data and the electric power required to open the solenoid valve. It also supports Bluetooth® communications for connecting with a U-vision or a U-vision+ fluid handle with display. Requires 24 V DC supplied by a U-dat or a U-power module.

#### U-valve+

Same as the U-valve it also supports Wi-Fi® to communicate with other system components.

U-valve and U-valve+ wired connections use fast connection in/out Can-bus terminals.



Component	Pulse meter	Solenoid valve	Communication module	Bluetooth®	Wi-Fi®	Materials and Inlet / outlet ports available
U-valve	Yes	Yes	Yes	Yes	-	Aluminum 1/2"
U-valve+	Yes	Yes	Yes	Yes	Yes	

### FLOW METER

### Umeter Umeter+

#### U-meter

High accuracy pulse meter that includes, in a compact unit, the electronics required to control the meter and valve operation and communication with other system components through a Can-bus connection. It has an LED display showing the U-meter number assigned in the system, four colored LED lights that show the U-meter operation for diagnosis and two buttons for system configuration. Equipped with fast connection in/out Can-bus terminals. Available in different materials and sizes to match different applications. Only for connection with U-dat, an adjacent U-meter, U-valve or U-valve+. Requires a 24 V DC solenoid valve (U-dat or U-power).

#### U-meter+

Same as the U-meter, it also supports Bluetooth® communication for connecting it to a U-vision or U-vision+ delivery handle.

Component	Pulse meter	Solenoid valve	Communication module	Bluetooth®	Wi-Fi®	Materials and Inlet / outlet ports available
U-meter	Yes	-	Yes	-	-	Aluminum 1/2" and 3/4"
U-meter+	Yes	-	Yes	Yes	-	PVC & SS 1/2"



U-meter in stainless steel (windshield wash, DEF, antifreeze).



U-meter+ in aluminum (lubricants, antifreeze solutions).

06

MANAGEMENT SYSTEMS

## Upulser Upulser+ PULSE METER



3/4" aluminum. U-pulser for high volume lubricants and diesel.



1/2" aluminum. U-pulser+

### U-pulser

High accuracy line pulse meter. Equipped with connection terminal and valve open indication light. Only for connection to a U-count module. This meter does not have a display or function buttons. Available in different materials and sizes to match different applications. Requires a 24 V DC solenoid valve.

### U-pulser+

High accuracy line pulse meter module combined with a 24 V solenoid valve to start and stop fluid flow and an inlet filter screen. Reduces installation time and eliminates the risk of leak when using separate components. Equipped with fast connection in/out Can-bus terminals. Only for connection to a U-count module. This meter does not have a display or function buttons.

Component	Pulse meter	Solenoid valve	Communication module	Bluetooth®	Wi-Fi®	Materials and Inlet / outlet ports available
U-pulser	Yes	-	-	-	-	Aluminum 1/2" and 3/4" PVC & SS 1/2"
U-pulser+	Yes	Yes	-	-	-	Aluminum 1/2"

## Ucount+ FLUID CONTROL MODULE



Stainless steel U-pulser and solenoid valve controlled using a U-count+ module.

### U-count+

Fluid control module that includes a high visibility LED display and the software required for controlling any U-pulser or U-pulser+ and solenoid valve combination with the rest of the NEX-U.® system components. The LED display shows the U-valve number assigned in the system and four colored LED lights show the operation of the valve for diagnosis and two buttons for system configuration. U-count supports Can-bus hard wired communication that transmits data and power required to open the solenoid valve, Wi-Fi® for data communication with other system components and Bluetooth® to communicate with a U-Vision or U-Vision+ handle.

Component	Pulse meter	Solenoid valve	Communication module	Bluetooth®	Wi-Fi®	Materials and Inlet / outlet ports available
U-count+	-	-	Yes	Yes	Yes	N/A

## NEX-U ACCESSORIES



Air solenoid valve to control air supply to the pump.



U-pulser with solenoid valve and y-strainer assembly for lubricants.

### Solenoid valves

NEX-U.® requires 24 V DC, normally closed solenoid valves to operate. U-valve, U-valve+ and U-pulser+ include a solenoid valve. For other metering elements, a solenoid valve compatible with the fluid and the application requirements must be used. SAMOA offers a complete offering of solenoid valves in different materials and sizes to meet your demands.

### U-power

Supply module for energizing solenoid valves when a U-dat keypad is not used. 110- 240 V AC input; 24 V DC output. Two models available:

U-power (75 w) can be used to energize a maximum of 2 solenoid valves.

U-power+ can (300 w) be used to energize a maximum of 8 solenoid valves.

## REMOTE LED DISPLAY

## Uview

### U-view

Is a remote, high visibility, LED display that shows the volume delivered through various U-valves (no simultaneous operation supported). U-view supports Wi-Fi® and hard wired communication. U-view requires hard-wired connection (data and power) to a U-dat keypad or to a 110 - 240 V AC power supply using a 24 V DC external transformer.



## CONTROL HANDLE WITH BACKLIGHT DISPLAY

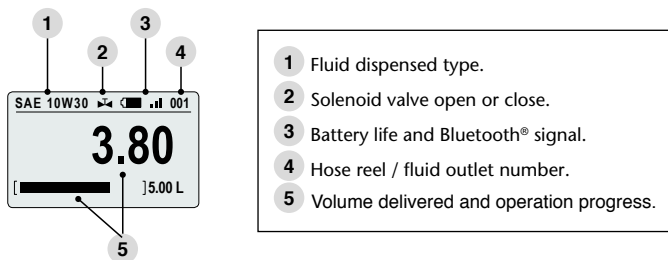
## Uvision

### U-vision

Is a control handle with backlight display. It is connected to a U-valve, U-meter+ or U-count by Bluetooth®.

U-vision displays the hose reel (fluid outlet) number, the type of fluid delivered, the battery life and Bluetooth® signal strength, the solenoid valve (open or closed) status, the volume delivered and delivery progress.

U-vision is powered with 4 AA 1,5 V alkaline batteries.



## TANK LEVEL MONITOR MODULE

## Utank

Tank level monitor module to control two tanks. When mounted in a NEX-U.® system it keeps real time inventory and increases operation safety preventing air entering into pumps when the tank is empty and overflow during clean oil delivery and in waste oil storage tanks. It can also be used to control the general air supply to the pumps.

**U-tank** has two independent graphic displays and level bars, each of them shows the inventory available in each tank. It also has a set-up keypad for inventory adjustment if required<sup>(1)</sup>.

The number of input and output ports are:

- One analogical input per tank for a probe (pressure or ultrasonic probe) with 4-20 mA or 0-10V
- Three digital inputs per tank for a low, intermediate or high level probe<sup>(1)</sup>.
- One output per tank for a solenoid valve to control air supply to each pump.
- One output per tank for an electro-pneumatic valve to prevent tank overflow
- One output for controlling an air solenoid valve to stop the air supply to all pumps during the time the workshop is closed.

U-tank supports Can-bus wired and Wi-Fi® wireless communication with other NEX-U.® system components. It requires a 110 -240 V AC supply.

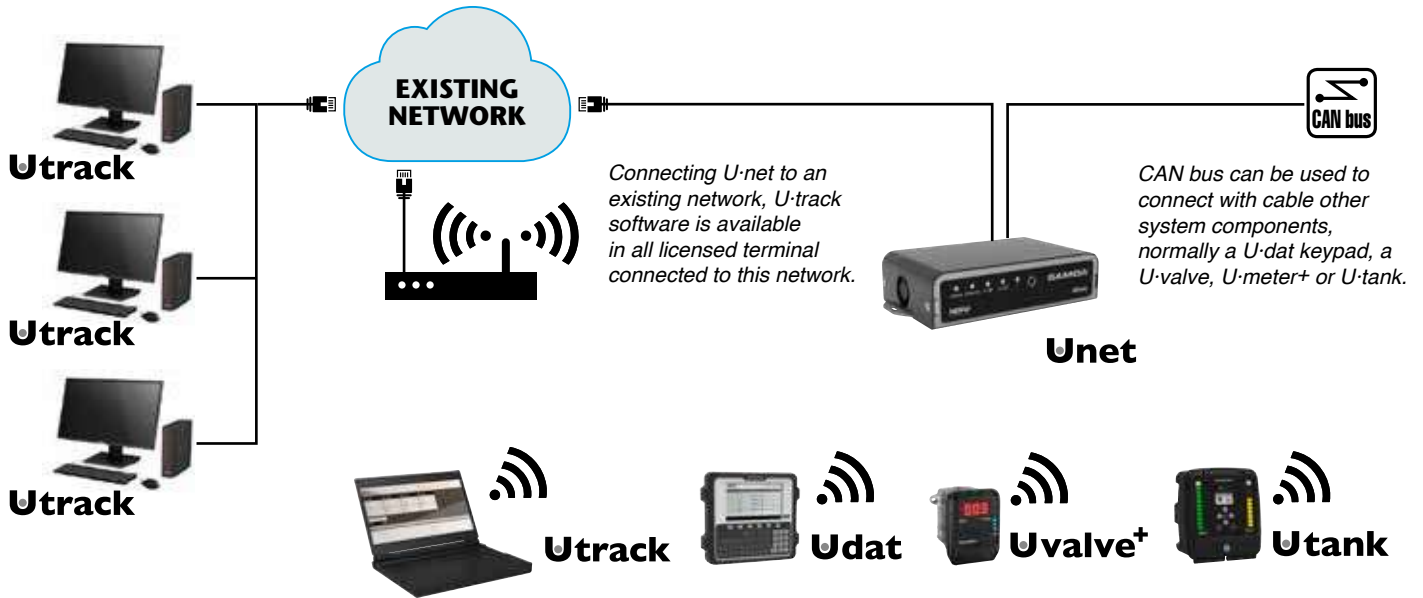


<sup>(1)</sup> The use of digital probes does not allow real time inventory monitoring. NEX-U.® will use declining balance for inventory control and will require manual inventory adjustment.

There are two possibilities of creating a wireless network:

- Using an existing Wi-Fi® network. Requires access to an existing network wireless credentials.
  - Creating a dedicated Wi-Fi® network. New wireless credentials are created for this network.
- In both cases IP addresses, network and default gateway, are required. The key component is U-net.

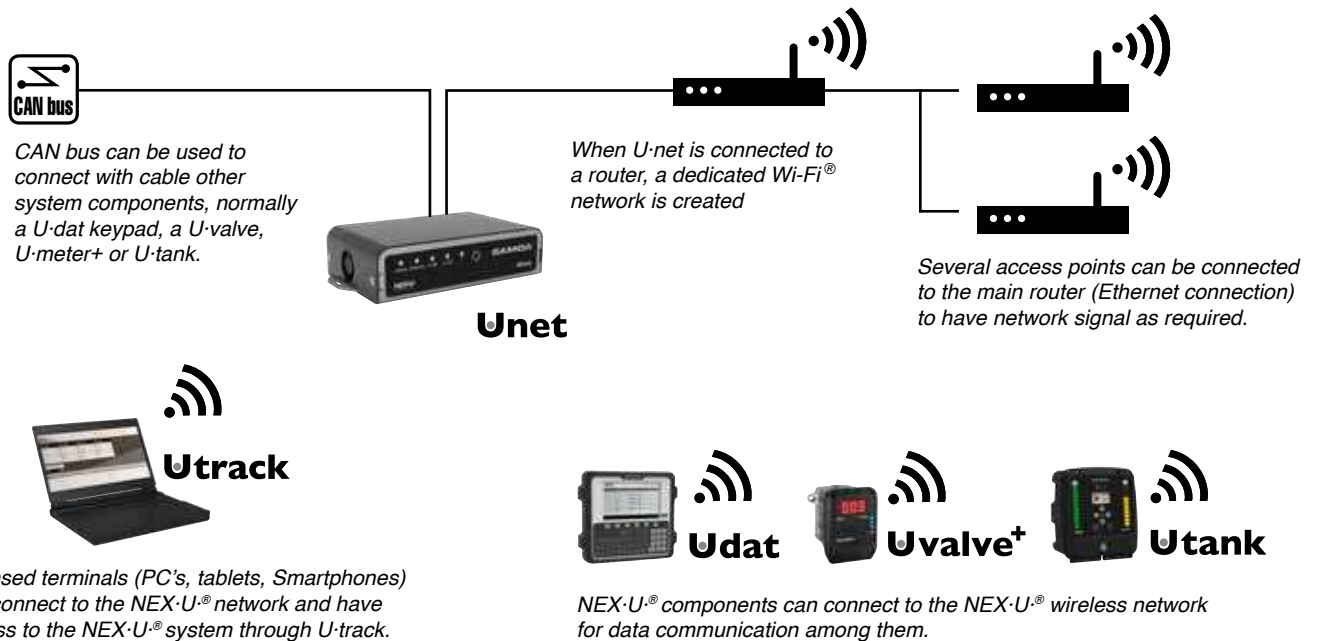
## USING AN EXISTING NETWORK



If the network uses Wi-Fi®, NEX-U® components with Wi-Fi® can connect to the network via Wi-Fi®. Additionally, other licensed terminals (Laptops, tablets, Smartphones) can have access to U-track.

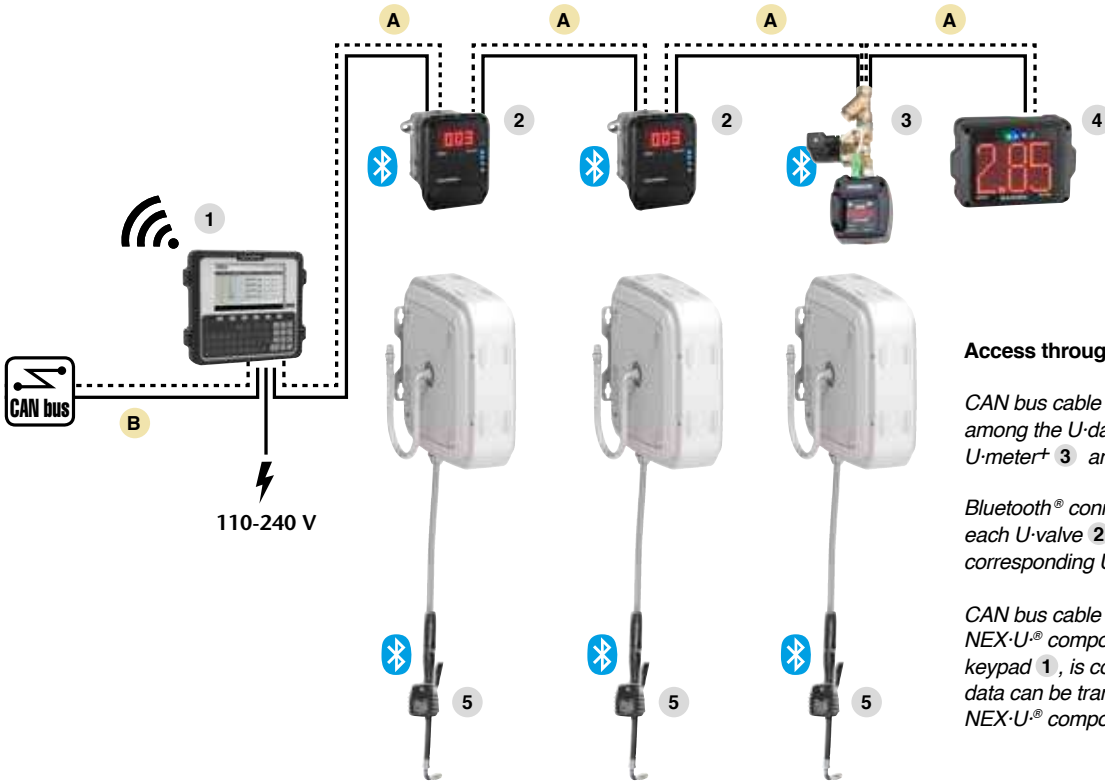
## CREATING A NEW NETWORK

06  
MANAGEMENT  
SYSTEMS



NEX-U.® provides maximum flexibility in the way the user interacts with the system, the most effective connection method and enhanced reporting capability.

ACCESS THROUGH U-DAT




**Access through U-dat**

CAN bus cable **A**, transmits power and data among the U-dat keypad **1**, the U-valves **2**, the U-meter+ **3** and the U-view remote display **4**.

Bluetooth® connection is used to communicate each U-valve **2** and U-meter+ **3** with its corresponding U-vision **5** hand held display.

CAN bus cable **B** communicates with other NEX-U.® components. Alternatively, and if the keypad **1**, is connected to the wireless network, data can be transmitted wireless by to other NEX-U.® components.

ACCESS THROUGH U-VISION+



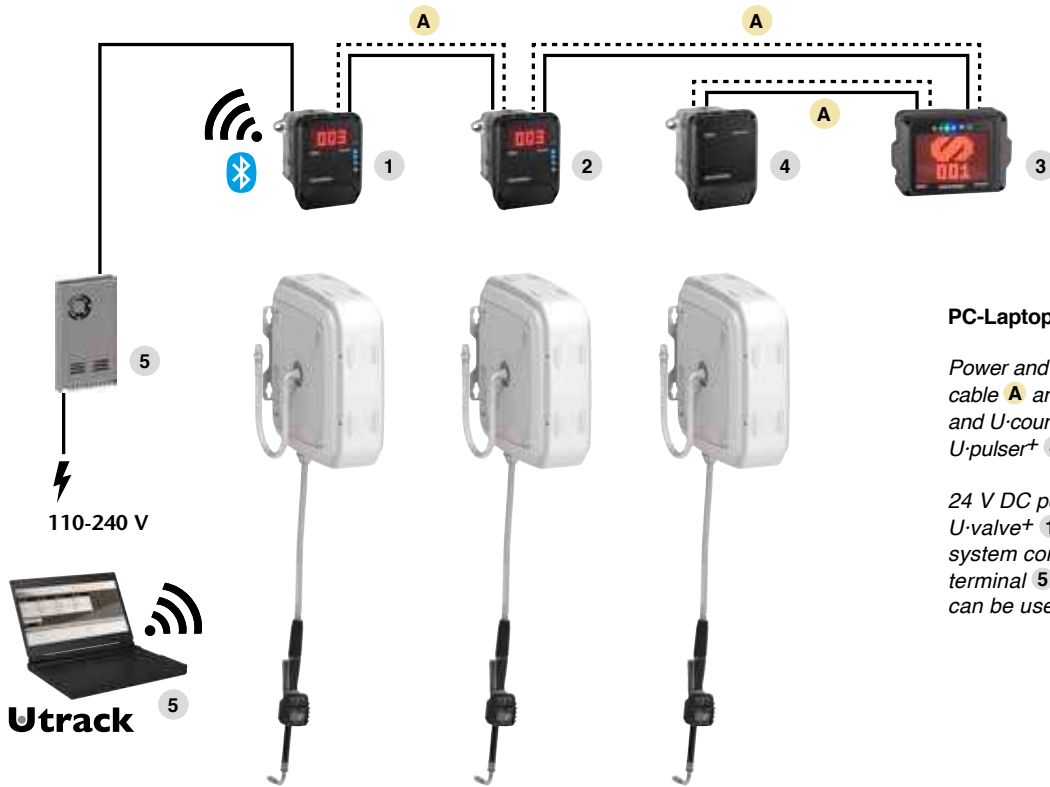
**Access through U-vision+**

Power and Data are transmitted using CAN bus cable **A** among the U-valve+ **1** and the other U-valves **2**. Power to energize the solenoid valves is applied by the U-power **3**, connected to U-valve+ **1**.

Each U-valve+ **1** and U-valve **2** is connected to its corresponding U-vision+ **4**, hand-held display and systems access Keypad.

Wireless data transmission is done by U-valve+ **1**.

PC - LAPTOP CONNECTION



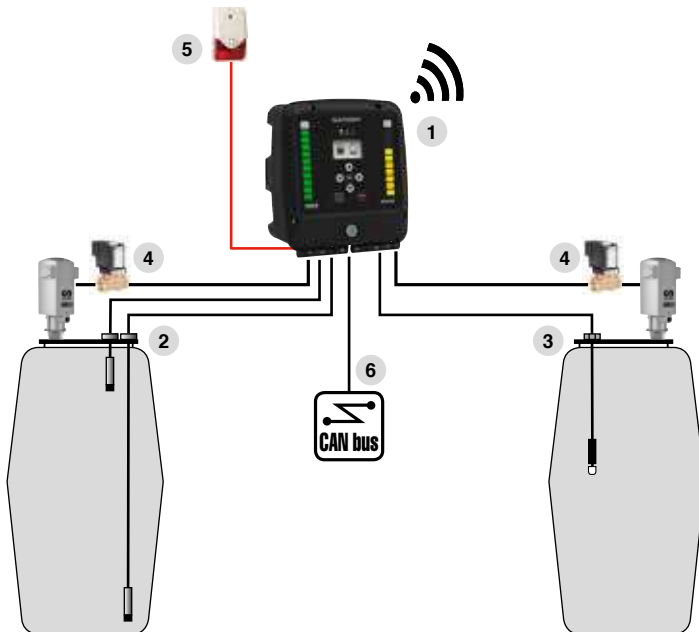
**PC-Laptop connection**

Power and data are transmitted using CAN bus cable **A** among the U-valve+ **1**, U-valve **2** and U-count+ **3**. U-count+ **3** is connected to U-pulser+ **4** also using CAN bus connection.

24 V DC power is supplied by U-power **5** to U-valve+ **1** connects using Wi-Fi® with all system components, including any licensed terminal **5** that is connected to U-track and can be used as a virtual access keypad.

TANK MONITORING

CAN BUS FAST CONNECTION



U-dat, U-valve, U-meter, U-count, U-tank and U-net use in/out CAN bus fast connectors that make cabling easier, faster and prevent disconnections.

**Tank monitoring**

U-tank **1** can monitor up to two tanks. Each tank can be fitted with low and high level sensors **2** or with a pressure gauge **3** for real time control of the inventory in the tank. U-tank **1** can also control pump operation opening or closing an air solenoid valve **4** that prevents pump running dry or air entering the oil distribution lines if there is no oil in the tanks.

U-tank **1** can also control a remote flash light or siren **5** to announce when any tank is empty. U-tank **1** can communicate with other NEX-U.® elements using Wi-Fi® or through CAN bus **6** wired connection.

## 07 WASTE OIL EQUIPMENT

USED FLUID COLLECTION UNITS . . . . .	96
WASTE OIL SUCTION AND GRAVITY RECEIVERS, 100 AND 70 LITRES . . . . .	97
WASTE OIL DRAIN UNITS . . . . .	98
WASTE OIL EVACUATION PUMP KITS . . . . .	99
EVACUMASTER WASTE OIL SUCTION UNIT . . . . .	100
WASTE OIL EQUIPMENT ACCESSORIES / SPECIALTY DRAINERS. . . . .	101





## USED FLUID COLLECTION UNITS

**M**obile units designed for the collection of used fluids like motor oil, gear oil, antifreeze and coolant fluids as well as other non-aggressive A-III class automotive fluids.

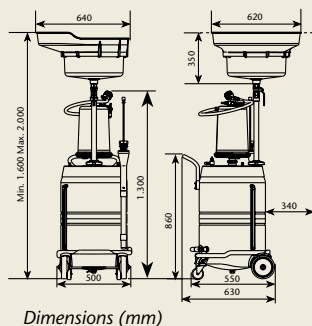
Models for gravity collection are fitted with a telescopic bowl and they can be used under vehicle hoists or inside lubrication pits for collection of the used fluid.

Models fitted with a pneumatic vacuum pump can be used for extracting waste oil through the vehicle motor oil dipstick tube using an adequate adaptor or suction cane. The pneumatic suction pump has no moving, no wear parts, and can achieve up to 80% vacuum. Suction units include a complete set of suction canes and adaptors.

Once full, the reservoir can be discharged either using a remote pump through a hydraulic type connector fitted to the bottom of the unit, with a piston pump attached to the unit or pressurizing the unit reservoir at 0,5 bar (3.5 psi) maximum with a tire inflator.

**100**  
LITRES

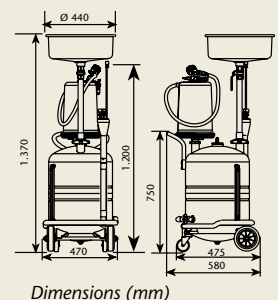
### COMMON FEATURES



- 100 litres (26 gallons) capacity steel reservoir, with side level gauge.
- Tray for tools, washers, plugs, etc. on top of the reservoir.
- One piece molded spoiler for securing the discharge hose in pressure discharge models.
- Two reinforced casters and two reinforced fixed wheels.
- Steel tank with epoxy powder coating.
- Models for gravity collection include a telescopic collection bowl, with an oversized 360° positionable composite extension for wider reach, and an anti splash grid that can hold used filters for draining.

**70**  
LITRES

### COMMON FEATURES



- 70 litres (17 gallons) capacity steel reservoir, with side level gauge.
- Two reinforced casters and two reinforced fixed wheels
- Steel tank with epoxy powder coating.

# WASTE OIL SUCTION AND GRAVITY RECEIVERS, 100 AND 70 LITRES

## USED FLUID COLLECTION UNITS - SUCTION COLLECTION



**Combined waste oil suction and gravity collection units, with transparent chamber.** Units with a 10 litres transparent chamber that can be used as a vacuum reservoir and allows an immediate inspection of the extracted waste oil. They can be used remotely once vacuum is created inside the steel reservoir. Discharge through a 1,5 m discharge hose pressurizing the unit. Includes safety valve to avoid over pressurization.

**372 000, 100 litres combined waste oil suction and gravity collection unit, with transparent chamber**

**373 000, 70 litres combined waste oil suction and gravity collection unit, with transparent chamber**

**Combined waste oil suction and gravity collection units.** They can be used remotely once vacuum is created inside the steel reservoir. Discharge is done through a 1,5 m discharge hose pressurizing the unit. Includes safety valve to avoid over pressurization.

**372 500, 100 litres combined waste oil suction and gravity collection unit**

**373 500, 70 litres combined waste oil suction and gravity collection unit**



**Waste oil suction collection units with transparent chamber.** Units include a 10 litres transparent chamber that can be used as a vacuum reservoir and allows an immediate inspection of the extracted waste oil. They can be used remotely once vacuum is created inside the steel reservoir. Discharge through a 1,5 m discharge hose pressurizing the unit. Includes safety valve to avoid over pressurization.

**372 100, 100 litres waste oil suction collection unit with transparent chamber**

**373 100, 70 litres waste oil suction collection unit with transparent chamber**

**Waste oil suction collection units.** They can be used remotely once vacuum is created inside their steel reservoir. Discharge through a 1,5 m discharge hose pressurizing the unit (except model 371 600). Includes safety valve to avoid over pressurization.

**372 600, 100 litres waste oil suction collection unit**

**373 600, 70 litres waste oil suction collection unit**

**371 600, 24 litres waste oil suction collection unit**

## DRAIN UNITS - GRAVITY COLLECTION



**Gravity collection with pressure discharge.** Discharge is done through a 1,5 m hose pressurizing the unit at 0,5 bar (3.5 psi). Includes a safety valve to avoid over pressurization.

**372 400, 100 litres gravity waste oil drainer. Pressure discharge**

**373 400, 70 litres gravity waste oil drainer. Pressure discharge**

**Gravity collection with pump discharge.** Discharge is done through a 1:1 pressure ratio pneumatic piston pump attached to the back of the unit reservoir and 1,5 m hose with a hydraulic type coupler.

**372 200, 100 litres gravity waste oil drainer. Pump discharge**

**373 200, 70 litres gravity waste oil drainer. Pump discharge**

**Gravity collection with remote pump discharge.** Discharge is done connecting the unit to a wall mounted discharge pump kit through a hydraulic coupler located at the bottom of the reservoir.

**372 300, 100 litres gravity waste oil drainer. Remote pump discharge**

**373 300, 70 litres gravity waste oil drainer. Remote pump discharge**

## USED FLUID COLLECTION UNITS - SPECIALTY DRAINERS



Low level mobile drainers for gravity collection of waste oil and used automotive fluids such as antifreeze solutions. Recommended to use when a hoist or a service pit is not available. Gravity discharge through a drain valve or using an evacuation pump kit (PN 559 100) through a dry break hydraulic connector (PN 950 352) (not included).

**435 000 Low level mobile drainer, 20 litres**

20 litres (5.2 gallons) unit for use with passenger cars and small vans.

**436 000 Low level mobile drainer, 95 litres**

95 litres (25 gallons) unit for use with passenger cars, vans, tractors, commercial vehicles, etc.

**436 100 Anti-freeze recovery unit**

Low level-waste oil drainer 436 000 equipped with a DF50 diaphragm pump. Allows draining the antifreeze when a pit or lift is not available. Thanks to the diaphragm pump and the delivery gun is possible to reuse the antifreeze.

**439 100 Pit rolling drainer, 95 Litres**

Rolling drainer for being installed between pit rails with minimum / maximum width of 1.040 / 1.450 mm. 95 litres (25 gallons) capacity. Unit includes anti splash grid, four vertical and four horizontal rollers for easy rolling and an 1-1/4" outlet with ball valve. The unit allows the connection of a hydraulic connector for discharging the unit once full with a discharge pump kit.

559 101 - 559 501

WASTE OIL EVACUATION PUMP KITS

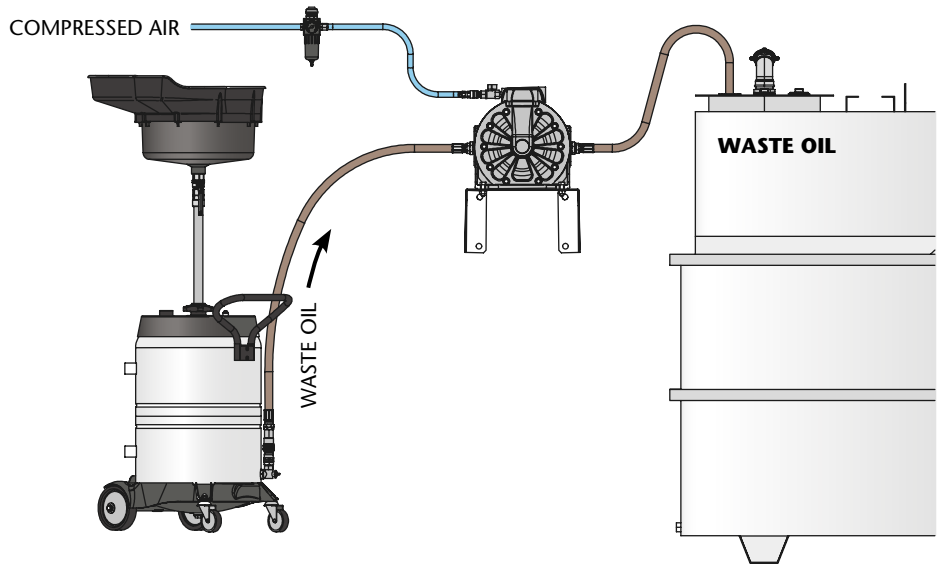


**559 101 Waste oil evacuation pump kit** Special DF100 double diaphragm pump kit for discharging waste oil drainers through a hydraulic coupler. Kit includes: DF100 double diaphragm pump (551 030: improved suction performance, NBR diaphragms) with wall bracket, 1,5 m air connection hose with quick coupler and connector, 1,5 m discharge hose and 1,5 m transparent suction hose with hydraulic connector 950 352.

**559 501 Wall mounted waste oil evacuation pump kit**  
Same as model 559 101, includes DP200 diaphragm pump 555 030.

**Recommended accessories:**

- 950 303**, 3/4" BSP (FF) shut off valve.
- 950 353**, 3/4" hydraulic coupler.
- 240 500**, Air line filter and pressure regulator.
- 239 001**, 3/8" BSPT (M) x 1/4" BSPT (M) adaptor.
- 945 551**, 3/4" BSP (MM) adaptor.



559 111

WASTE OIL DRAIN AND EVACUATION KIT FOR CONSTRUCTION AND MINING VEHICLES



**559 111 Waste oil drain and evacuation kit for construction and mining vehicles** 15 m x 1" high volume hose reel with its inlet hose connected to a special DF100 double diaphragm pump. The kit is used for clean, fast and efficient waste oil evacuation from large construction and mining vehicles when connected to the vehicle's engine with a connector compatible with the one at the vehicle drain plug (camlock or hydraulic coupler). The kit includes a 15 m x 1" hose reel, a DF100 aluminium diaphragm pump (551 030: improved suction performance, NBR diaphragms), 1.5 x 3/4" discharge hose and 1,5 m air connection hose with quick coupler and connector.

**Recommended accessories:**

- 950 303**, 3/4" BSP (FF) shut off valve.
- 950 353**, 3/4" hydraulic coupler.
- 240 500**, air line filter and pressure regulator.
- 239 001**, 3/8" BSPT (M) x 1/4" BSPT (M) adaptor.
- 945 551**, 3/4" BSP (MM) adaptor.

07

WASTE OIL

379 710

EVACUMASTER WASTE OIL SUCTION UNIT



Single point waste oil suction unit for collecting waste oil directly from the vehicle's engine using a suction cane inserted into the engine oil dip stick tube. The unit is installed alongside the service bay and provides the cleanest method for waste oil collection.

Direct from engine to storage tank eliminates operator contact with waste oil and eliminates splashes and spills of waste oil. It also eliminates the use of mobile units and removes all leaking drain plugs issues.

An air operated pump, specially designed for suction applications, extracts the waste oil and pumps it to a remote storage tank. The unit can be used together with a waste oil hose reel (506 503 or 507 503) for extended reach.

The unit includes a special piston pump for waste oil suction, on/off valve, air filter with pressure regulator, vacuum gauge for monitoring the unit performance, extra large capacity suction filter, 3 m suction hose and complete kit of suction canes and adaptors.

**379 711 Wall mounted waste oil suction unit**  
**379 710 Pedestal mounted waste oil suction unit**

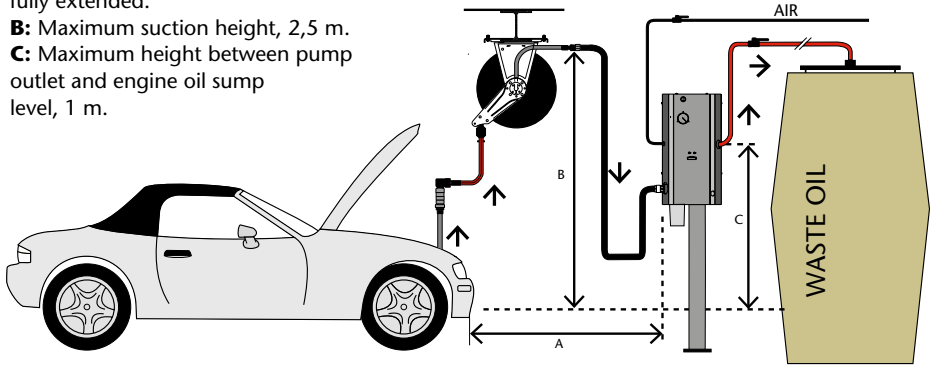
### TYPICAL INSTALLATION

#### Maximum installation distances:

**A:** Maximum distance 8 m, including hose reel hose fully extended.

**B:** Maximum suction height, 2,5 m.

**C:** Maximum height between pump outlet and engine oil sump level, 1 m.



## WASTE OIL SUCTION HOSE REELS

507 503



506 503

For use with EVACUMASTER units.

#### 506 503 Aluminium single arm waste oil hose reel

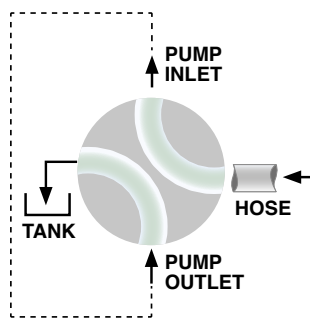
Includes 6 m x 5/8" suction hose and 0,8 m x 5/8" connection hose.

#### 507 503 Individually enclosed waste oil hose reel

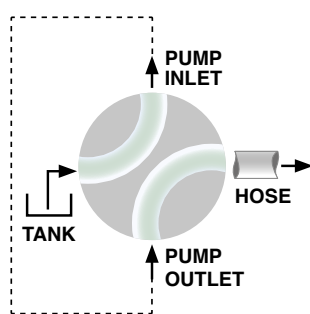
Includes 6 m x 5/8" suction hose and 0,8 m x 5/8" connection hose.

## FOUR-WAY EVACUATION VALVE

### FILL TANK POSITION



### EMPTY TANK POSITION



361 300

#### 361 300 Four-way evacuation valve.

It simplifies plumbing and allows the use of one pump to pull and push waste fluids on / off their storage tank with the swing of a handle.

The valve is manufactured in anodized aluminum and acetal and it has 1" BSP (F) connection threads.

- Lube trucks
- Construction and mining
- Manufacturing facilities.

07

WASTE OIL

# WASTE OIL EQUIPMENT ACCESSORIES

## SPECIALTY DRAINERS



### WASTE OIL SUCTION ACCESSORIES



372 003

#### 372 003 Transparent chamber kit

10 l transparent chamber, mounts on 70 and 100 litres waste oil suction units. Complete with vacuum pump, vacuum gauge and 2 m suction hose with rubber grip and connector for Mercedes Benz vehicles.

#### 737 967 Suction hose kit

2 m transparent suction hose with rubber grip, shut-off valve and connector for Mercedes Benz vehicles.

### WASTE OIL COLLECTION BOWLS



372 002

#### 372 002 Collection bowl for 100 litres waste oil receivers

Includes 20 l metal bowl, oversized extension and anti-splash grid, tube, shut-off valve, swivel and adapter for fixing the tube to receivers.



743 305

#### 373 002 Collection bowl for 100 litres waste oil receivers

Includes 20 l metal bowl, tube, shut-off valve, swivel and adapter for fixing the tube to receivers.

#### 743 305, 20 litres collection bowl

20 l metal bowl with tube and 2" bung adaptor for fixing to an empty drum.

### DRUM TROLLEYS



431 000



432 000

**432 000, 185 kg / 200 litres drum trolley**

**431 000, 50 kg drum trolley**

### USED FLUID COLLECTION UNITS - SPECIALTY DRAINERS

436 100



Low level mobile drainers for gravity collection of waste oil and used antifreeze solutions. Recommended to use when a hoist or a service pit is not available. Gravity discharge using an evacuation pump kit (PN 559 100) through a dry break hydraulic connector (PN 950 352, not included).

**435 000 Low level mobile drainer, 20 litres**  
20 litres (5.2 US gallons)

**436 000 Low level mobile drainer, 95 litres**  
95 litres (25 US gallons)

#### 436 100 Anti-freeze recovery unit

Low level drainer 436 000 equipped with a DF50 diaphragm pump. Thanks to the diaphragm pump and the delivery gun is possible to reuse the antifreeze.

437 300



#### 437 300 Motor Bike waste oil drainer, 35 litres

Unit with low profile pivoting bowl for gravity collection from motorbikes on service lifts. Air pressure discharge. The discharge hose also serves as level gauge. Includes a safety valve and an air pressure regulator, factory set to guarantee a low pressure and safe discharge of the unit. Maximum/minimum height of the top edge of the bowl: 1.000 / 700 m.

439 100



#### 439 100 Pit rolling drainer, 95 Litres

Rolling drainer for being installed between pit rails with minimum / maximum width of 1.040 / 1.450 mm. 95 litres (25 US gallons) capacity. Unit includes antislash grid, four vertical and four horizontal rollers for easy rolling and an 1-1/4" outlet with ball valve. The unit allows the connection of a hydraulic connector for discharging with a discharge pump kit.

### HYDRAULIC CONNECTORS



Dry-Brake hydraulic couplers and connectors.  
**950 352**, 3/4" BSP (F) hydraulic connectors.  
**950 353**, 3/4" BSP (F) hydraulic coupler.

**950 354**, 1" BSP (F) hydraulic connectors.  
**950 355**, 1" BSP (F) hydraulic coupler.

**950 356**, 1-1/2" BSP (F) hydraulic connectors.  
**950 357**, 1-1/2" BSP (F) hydraulic coupler.

### SHUT OFF VALVES




**950 303**, 3/4" BSP (FF), 40 bar quarter turn valve  
**950 306**, 1" BSP (FF), 40 bar quarter turn valve  
**950 312**, 1-1/2" BSP (FF), 25 bar quarter turn valve  
**950 308**, 2" BSP (FF), 25 bar quarter turn valve

### CONNECTION ADAPTORS



**945 551**, 3/4" BSP (MM)  
**945 555**, 1" BSP (MM)  
**945 724**, 1 1/2" BSP (MM)  
**945 681**, 1 1/2" BSP (M) - 1" BSP (M)  
**945 552**, 1" BSP (M) - 3/4" BSP (M)  
**945 554**, 3/4" BSP (M) - 1/2" BSP (M)  
**945 557**, 1/2" BSP (M) - 3/8" BSP (M)  
**945 567**, 2" BSP (M) - 1 1/2" BSP (M)  
**945 565**, 2" BSP (M) - 1" BSP (F)

### SUCTION CANES AND ADAPTORS



#### 737 950 Suction canes and adaptors set

Includes canes Part No. 737 949, 737 952, 737 953, 737 954, 737 955 and adaptors Part No. 737 947 and 737 948.

#### 737 972 Suction canes and adaptors set with canes holder

Canes and adaptors set Part No. 737 950 with a suction canes holder.

#### INDIVIDUAL WANDS AND ADAPTORS

PART No.	TYPE	DESCRIPTION OD X ID X LENGTH
<b>737 952</b>	Flex	6 x 4 x 700 mm
<b>737 953</b>	Flex	8 x 6 x 700 mm
<b>737 954</b>	Rigid Copper	5 x 4 x 700 mm
<b>737 955</b>	Rigid Copper	6 x 5 x 700 mm
<b>737 949</b>	Flex	7 x 5 x 1,000 mm
<b>737 958</b>	Flex	6 x 4 x 1,200 mm
<b>737 959</b>	Flex	8 x 6 x 1,200 mm
<b>737 946</b>	Flex	8 x 6 x 1,700 mm

## 08 DIESEL, OIL AND ADBLUE®/DEF ELECTRIC PUMPS AND KITS

DC DIESEL PUMPS AND KITS - POLUX SERIES . . . . .	104
AC DIESEL PUMPS AND KITS - POLARIS SERIES . . . . .	105
DIESEL PUMP ACCESSORIES . . . . .	107
OIL PUMPS WITH ELECTRIC MOTOR - FLOWSTAR SERIES . . . . .	108
OIL ELECTRIC PUMP KITS - FLOWSTAR SERIES . . . . .	109
ADBLUE®/DEF PUMPS KITS AND MOBILE UNITS - AIR OPERATED PUMPS. . . . .	110
ADBLUE®/DEF PUMPS KITS AND MOBILE UNITS - ELECTRIC PUMPS . . . . .	111
ADBLUE®/DEF ACCESSORIES. . . . .	112



## DC DIESEL PUMPS AND KITS - POLUX SERIES

684 530 - 684 451

12 & 24 V DC ROTARY VANE PUMPS - POLUX SERIES



### 12 and 24 VDC rotary vane pumps for diesel

Self priming pumps with self-adjustable vanes. Pump body made of cast-iron with rustproof treatment, rotor of sintered steel and vanes of acetyl resin. The pump includes a by-pass valve and a built in filter with easy access for cleaning. The pump can be mounted vertically or horizontally, has a carrying handle and 2 m cable with crocodile clamps.

Inlet / outlet connection: 1" BSP (F) or flange coupling.

Maximum suction lift: 2,5 m.

Electric DC motor with IP-55 protection, allows intermittent operation duty with maximum cycles of 30 minutes.

On/off switch and fuse.

PART No.	SUPPLY	CURRENT	POWER	PRESSURE	FLOW RATE
684 530	12 VDC	22 A	140 W	0,8 bar	40 l/min
684 451	12 VDC	38 A	220 W	0,8 bar	60 l/min
684 531	24 VDC	13 A	160 W	0,8 bar	43 l/min
684 450	24 VDC	25 A	240 W	0,8 bar	65 l/min

684 512 - 684 514

12 V PUMP - POLUX SERIES DIESEL TRANSFER KITS



Portable transfer kit with 12 VDC Polux Series pump, delivery hose, nozzle, meter, fittings and suction kit depending on the model.

Order suction accessories separately when not included.

PART No.	PUMP	OUTLET HOSE	NOZZLE	SUCTION KIT
684 512	684 530	4 m (689 024)	Standard (361 000)	-
684 951	684 530	4 m (689 024)	Standard (361 000)	2 m (689 030)
684 514	684 530	4 m (689 024)	Standard + Meter (361 000) + (366 976)	2 m (689 030)
684 461	684 451	4 m (689 021)	Automatic (688 300)	-
684 465	684 451	4 m (689 021)	Automatic + Meter (688 300) + (366 976)	2 m (689 030)

684 460 - 684 464

24 V PUMP - POLUX SERIES DIESEL TRANSFER KITS



Portable transfer kit with 24 VDC Polux Series pump, delivery hose, nozzle, meter, fittings and suction kit depending on the model.

Order suction accessories separately when not included.

PART No.	PUMP	OUTLET HOSE	NOZZLE	SUCTION KIT
684 524	684 531	4 m (689 024)	Standard (361 000)	-
684 526	684 531	4 m (689 024)	Standard (361 000)	2 m (689 030)
684 527	684 531	4 m (689 024)	Standard + Meter (361 000) + (366 976)	2 m (689 030)
684 460	684 450	4 m (689 021)	Automatic (688 300)	-
684 464	684 450	4 m (689 021)	Automatic + Meter (688 300) + (366 976)	2 m - (689 030)

## AC DIESEL PUMPS AND KITS - POLARIS SERIES



230 V - 50 HZ AC ROTARY VANE PUMPS - POLARIS SERIES

685 720 - 685 722

### 230 VAC - 50 Hz rotary vane pumps for diesel

Self priming pumps with self-adjustable vanes. Pump body made of cast-iron with rustproof treatment, rotor of sintered steel and vanes of acetyl resin. The pump includes a by-pass valve and a built in filter with easy access for cleaning. The pump can be mounted vertically or horizontally and has 1,8 m cable with plug.

Inlet/outlet connection: 1" BSP (F) or flange coupling.

Maximum suction lift: 2,5 m.

Electric AC motor with IP-55 protection, allows continuous operation duty.

On / off switch and fuse.



PART No.	SUPPLY	CURRENT	POWER	PRESSURE	FLOW RATE
685 720	230 VAC	2,2 A	370 W	1,7 bar	50 l/min
685 721	230 VAC	3 A	500 W	1,7 bar	70 l/min
685 722*	230 VAC	4,6 A	750 W	1,7 bar	95 l/min

\* Does not include built in filter.

230 V PUMP - POLARIS SERIES DIESEL TRANSFER KITS

685 741 - 685 742

230 VAC Polaris Series pump kits, include delivery hose and nozzle, fittings and suction kit depending on the model.

Order suction accessories separately when not included.

PART No.	PUMP	OUTLET HOSE	NOZZLE	SUCTION KIT
685 741	685 720	4 m (689 024)	Standard (361 000)	-
685 974	685 720	4 m (689 024)	Standard (361 000)	2 m (689 030)
685 742	685 720	4 m (689 021)	Automatic (688 300)	-
685 743	685 720	4 m (689 021)	Automatic (688 300)	2 m (689 030)
685 771	685 721	4 m (689 024)	Standard (361 000)	-
685 772	685 721	4 m (689 021)	Automatic (688 300)	-



230 V - POLARIS SERIES DIESEL TRANSFER KITS WITH METER

685 750 - 685 752

230 VAC Polaris Series pump, kit with mechanical meter (PN 680 300), delivery hose, fittings, nozzle and suction kit depending on the model. Meter valid for non commercial applications only.

Order suction accessories separately when not included.

PART No.	PUMP	OUTLET HOSE	NOZZLE	SUCTION KIT
685 750	685 720	4 m (689 024)	Standard (361 000)	-
685 752	685 720	4 m (689 021)	Automatic (688 300)	-
685 754	685 720	4 m (689 021)	Automatic (688 300)	689 036
685 751	685 721	4 m (689 024)	Standard (361 000)	-
685 753	685 721	4 m (689 021)	Automatic (688 300)	-
685 755	685 721	4 m (689 021)	Automatic (688 300)	689 036



## AC DIESEL PUMP KITS - POLARIS SERIES

685 716

### WALL MOUNTED TRANSFER 230 V PUMP KITS - POLARIS SERIES



50 or 70 l/min Polaris Series pump on a bracket for wall or tank mounting. The kit includes a 230 V - 50 Hz diesel pump with on/off switch and 1,8 m cable with plug, wall mounting bracket, 4 m delivery hose, nozzle and a three digit meter (PN 680 300) flange mounted to the pump and with a 90° swivelling elbow outlet. Fluid inlet connection 1" BSP (F).

Order suction accessory separately when not included.

Meter valid for non commercial applications only.

PART No.	PUMP	OUTLET HOSE	NOZZLE	METER	SUCTION KIT
<b>685 710</b>	685 720	4 m (689 024)	Standard (361 000)	680 300	-
<b>685 717</b>	685 720	4 m (689 021)	Automatic (688 300)	680 300	-
<b>685 708</b>	685 720	4 m (689 021)	Automatic (688 300)	680 300	689 037
<b>685 713</b>	685 721	4 m (689 024)	Standard (361 000)	680 300	-
<b>685 716</b>	685 721	4 m (689 021)	Automatic (688 300)	680 300	-
<b>685 709</b>	685 721	4 m (689 021)	Automatic (688 300)	680 300	689 037
WALL MOUNTED KITS WITH FILTER (689 090)					
<b>685 719</b>	685 720	4 m (689 021)	Automatic (688 300)	680 300 + filter	-
<b>685 718</b>	685 721	4 m (689 021)	Automatic (688 300)	680 300 + filter	-

685 715

### WALL MOUNTED 230 V PUMP CABINETS - POLARIS SERIES



50 or 70 l/min Polaris Series pump in a cabinet for wall or tank mounting. The unit includes a 230 V - 50 Hz diesel pump with 1,8 m cable with plug, cabinet with nozzle holder with automatic on/ off switch, 4 m delivery hose, automatic nozzle and a three digit meter, flange mounted to the pump and with a 90° swivelling elbow outlet.

Fluid inlet connection 1" BSP (F). Order suction accessories separately.

Meter valid for non commercial applications only.

PART No.	PUMP	OUTLET HOSE	NOZZLE	METER
<b>685 712</b>	680 720	4 m (689 021)	Automatic (688 300)	680 300
<b>685 715</b>	680 721	4 m (689 021)	Automatic (688 300)	680 300

685 715

### 230 V PUMP LOCKABLE CABINETS - POLARIS SERIES



50 or 70 l/min Polaris Series pump in a cabinet with safety lock for wall or tank mounting. The unit includes a 230 V - 50 Hz diesel pump with 1,8 m cable with plug cabinet with nozzle holder with automatic on/ off switch, 4 m delivery hose, automatic nozzle and a three digit meter, flange mounted to the pump and with a 90° swivelling elbow outlet.

Fluid inlet connection 1" BSP (F). Order suction accessories separately.

Meter valid for non commercial applications only.

PART No.	PUMP	OUTLET HOSE	NOZZLE	METER
<b>685 777</b>	680 720	4 m (689 021)	Automatic (688 300)	680 300
<b>685 778</b>	680 721	4 m (689 021)	Automatic (688 300)	680 300

## DIESEL METERS

Nutating-disk meter for diesel with mechanical register. Very low pressure drop; it can be used for gravity fed applications. Resettable partial reading up to 999,9 liters and permanent 6 digit totaliser. 1" BSP (F) inlet and outlet, both with flange for optional flange mounting. The meter allows to orientate the inlet and outlet in four different positions. Maximum working pressure: 10 bar. Flow range: 20 to 100 l/minute. Precision after calibration: ± 1%. Meter valid for non commercial applications only.

- 680 300 Diesel meter with mechanical 3 digit register**
- 680 301 Diesel meter with mechanical 4 digit register**
- 689 044 Swivel elbow for meter outlet 1" BSP (MF)**



680 301



361 000



688 001



688 100

## DIESEL NOZZLES

- 361 000 Aluminium manual nozzle. Fluid inlet: 1" BSP (F) - 100 l/min.**
- 689 910 Thermoplastic manual nozzle. Fluid inlet: 1" BSP (F) - 80 l/min.**

- 688 300 Aluminium automatic nozzle. Fluid inlet: 1" BSP (F) - 60 l/min.**
- 688 001 Aluminium automatic nozzle. Fluid inlet: 1" BSP (F) - 80 l/min.**
- 688 100 Aluminium automatic nozzle. Fluid inlet: 1" BSP (F) - 120 l/min.**
- 364 030 Aluminium inlet swivel. 1" BSP (MF) (included in automatic nozzles).**

## DIESEL FILTERS

When fitted at the pump outlet they eliminate dirt up to 30 microns and the water contained in the diesel.

- 689 090, 65 l/min diesel filter, 1" BSP (F).**
- 689 098, 110 l/min diesel filter, 1" BSP (F).**

- 689 091 Replacement cartridge**  
For filter 689 090.
- 689 099 Replacement cartridge**  
For filter 689 098.

## HOSES FOR DIESEL

Rubber hose with metal swagged 1" BSP (M) fittings.

689 021



PART No.	HOSE LENGTH AND Ø
<b>689 021</b>	4 m x Ø 19 mm
<b>689 022</b>	4 m x Ø 25 mm
<b>689 023</b>	6 m x Ø 19 mm

## PUMP BRACKETS

- 689 052 Pump wall bracket**
- 756 200 Bracket with handle**
- 360 137 Universal bracket for 205 litres drum and IBCs**

756 200




## SUCTION TUBES

Telescopic suction tubes for connecting directly to the pump inlet. 1" BSP (M) connection, 2" (M) bung adaptor and foot valve with filter, (PN 689 042).

- 689 035 For drums or tanks with a maximum height of 1m**
- 689 036 For tanks with a maximum height between 1 and 1,75 m**
- 689 037 Suction assembly. Includes 2 m x Ø 25 mm hose, shut off valve and telescopic suction tube 689 036**

689 035



689 036

## CONNECTION ADAPTORS FOR HOSES

- 689 042 Foot valve with filter for suction tube, 1" BSP (F)**
- 689 015 Brass foot valve with filter for suction tube, 1" BSP (F)**

- 689 041 Suction filter for hose, Ø 25 mm**
- 689 016 Brass suction filter for hose, 1" BSP (F)**

- 689 040 «Y» strainer, 1" BSP (F)**
- 689 019 Brass «Y» strainer, 1" BSP (F)**

- 689 047 Hose barb adaptor Ø 19 mm with clamps, 1" BSP (M)**
- 689 048 Hose barb adaptor Ø 25 mm with clamps, 1" BSP (M)**

- 689 017 Brass hose barb adaptor Ø 19 mm with clamps, 1" BSP (M)**
- 689 018 Brass hose barb adaptor Ø 25 mm with clamps, 1" BSP (M)**

- 689 053 Pump, drum and suction kit connection adaptor, 2 x 1" BSP (M) / 2" BSP (M)**



689 041



689 042



689 040



689 053



689 047

## SUCTION HOSES

Transparent PVC spring reinforced hoses. Suction hoses include swagged metal 1" BSP (M) fittings and foot valve.

- 689 030, 2 m x Ø 25 mm**
- 689 031, 4 m x Ø 25mm**

689 030



561 012

OIL PUMPS WITH 12 AND 24 VDC ELECTRIC MOTOR - FLOWSTAR SERIES



External gear pumps with 12 and 24 V DC motors with IP55 protection, on/off switch, fuse and 2 m cable with crocodile clamps. Pump can work in intermittent duty cycles of 30 minutes and has built in by-pass valve.

Inlet connection: 3/4" BSP (F).

Outlet connection: 1/2" BSP (F).

Maximum suction lift: 2,5 m.

PART No.	POWER SUPPLY	ELECTRIC MOTOR POWER	MAXIMUM PRESSURE	MAXIMUM DELIVERY
<b>561 012</b>	12 VDC	200 W	11,5 bar	5,2 l/min
<b>561 024</b>	24 VDC	200 W	12,5 bar	5,6 l/min

561 300 - 561 210

OIL PUMPS WITH 230 VAC AND 400 VAC MOTORS - FLOWSTAR SERIES



Internal gear electric pumps for lubricants. 230 V - 50 Hz (single phase) or 400 V - 50 Hz (three phase) motor depending on model, IP-55 protection and on/off switch. Cast iron pump body, sintered steel gears and by-pass valve. Motor with mounting feet, the pump can be mounted horizontally on a flat surface or vertically to a wall.

Models with electronic pressure switch start automatically whenever a pressure drop in the distribution line occurs (i.e. when a delivery gun is opened) and stops once pressure is built again in the line (i.e. when a delivery gun is closed).

PART No.	POWER SUPPLY	ELECTRIC MOTOR POWER	MAXIMUM PRESSURE	MAXIMUM DELIVERY	ELECTRONIC PRESSURE SWITCH
<b>561 100</b>	230 V - 50 Hz	600 W	10 bar	10 l/min	NO
<b>561 101</b>	400 V - 50 Hz	600 W	10 bar	10 l/min	NO
<b>561 110</b>	230 V - 50 Hz	600 W	10 bar	10 l/min	YES
<b>561 200</b>	230 V - 50 Hz	780 W	15 bar	13 l/min	NO
<b>561 201</b>	400 V - 50 Hz	780 W	15 bar	13 l/min	NO
<b>561 210</b>	230 V - 50 Hz	780 W	15 bar	13 l/min	YES
<b>561 300</b>	230 V - 50 Hz	780 W	24 bar	11 l/min	NO
<b>561 301</b>	400 V - 50 Hz	780 W	24 bar	11 l/min	NO
<b>561 310</b>	230 V - 50 Hz	780 W	24 bar	11 l/min	YES

561 610

HIGH PERFORMANCE OIL PUMPS WITH ELECTRIC MOTOR - FLOWSTAR SERIES HV

High performance external gear pumps directly coupled to an electric motor with IP 55 protection for the transfer or distribution of large volumes of lubricants. Pump gears are manufactured in steel and pump body is manufactured in cast iron. All pumps include adjustable by-pass valve.



PART No.	POWER SUPPLY	ELECTRIC MOTOR POWER	MAXIMUM PRESSURE	MAXIMUM DELIVERY
<b>561 615</b>	230 V - 50 Hz	750 W	8 bar	25 l/min
<b>561 614</b>	230 V - 50 Hz	1.500 W	8 bar	50 l/min
<b>561 611</b>	230 V - 50 Hz	2.000 W	8 bar	70 l/min
<b>561 613</b>	400 V - 50 Hz	1.500 W	10 bar	50 l/min
<b>561 610</b>	400 V - 50 Hz	1.500 W	9,5 bar	70 l/min



PART No.	POWER SUPPLY	PUMP	OUTLET HOSE	DELIVERY GUN	SUCTION ACCESSORIES	OTHER ACCESSORIES
<b>562 000</b>	230 VAC	561 100	3 m (362 103)	Metered control gun 365 535	3 m with foot valve 367 012	Bracket 756 012
<b>562 010</b>	230 VAC	561300	3 m (362 103)	Metered control gun 365 535	3 m with foot valve 367 012	Bracket 756 012
<b>561 014</b>	12 VDC	561 012	3 m (362 103)	Control gun 363 115	3 m with foot valve 367 012	-
<b>561 013</b>	12 VDC	561 012	3 m (362 103)	Metered control gun 365 535	3 m with foot valve 367 012	-
<b>561 026</b>	24 VDC	561 024	3 m (362 103)	Control gun 363 115	3 m with foot valve 367 012	-
<b>561 025</b>	24 VDC	561 024	3 m (362 103)	Metered control gun 365 535	3 m with foot valve 367 012	-

## MOBILE OIL DISPENSER FOR 205 L DRUMS WITH ELECTRIC 230 V PUMP - FLOWSTAR SERIES

562 100

Mobile oil dispenser with Flowstar Series electric pump. Includes connection accessories, hose end meter and trolley for 205 litre drums.

PART No.	PUMP	OUTLET HOSE	SERVICE GUN	SUCTION KIT	OTHER ACCESSORIES
<b>562 100</b>	561 100	3 m (362 103)	Metered control valve (365 535)	3 m (367 012)	Trolley (432 000) + (360 134)



## AdBlue®/DEF PUMPS KITS AND MOBILE UNITS - AIR OPERATED PUMPS



552 164

551 164

### AIR OPERATED PUMPS FOR AdBlue®/DEF - DIRECTFLO® SERIES

Air operated plastic DirectFlo® pumps for dispensing AdBlue®/DEF. Are adequate for indoor use. Pump air valve module and lateral pump covers are manufactured in conductive polypropylene. They can be used as stand-alone pumps for transfer applications or as systems pumps in distribution systems that include hose reels.

PUMP SIZE	PART NUMBER	PUMP BODY	DIAPHRAGMS	BALLS	OTHER WETTED PARTS
<b>DF30</b> (38 l/min)	<b>553 164</b>	Polypropylene	TPE	PTFE	FKM, Stainless steel
<b>DF50</b> (50 l/min)	<b>552 164</b>	Polypropylene	TPE	PTFE	FKM, Stainless steel
<b>DF100</b> (100 l/min)	<b>551 164</b>	Polypropylene	TPE	PTFE	FKM, Stainless steel

557 950

### AdBlue®/DEF PUMP KITS WITH AIR OPERATED PUMP - DIRECTFLO® SERIES



#### 557 950 AdBlue®/DEF pump kit with air operated diaphragm pump, Directflo® Series, on drum or IBC tank, with manual nozzle

Kit includes: 552 164 Air operated diaphragm pump, DF50, 50 l/min. 361 003.370 Manual nozzle (thermoplastic) for AdBlue®/DEF, 1" (F). 360 137 Pump bracket. 560 901 CSC quick coupling, Ø 19 mm hose barb connection. 930 507 EPDM hoses Ø 19 mm, 3 m + 1.5 m. 944 628 Clamp 26-29. 259 038 Male air nipple, 3/8" BSP (M). 689 045 Polypropylene fitting, Ø 19 mm, 1" BSP (M). 689 054 Polypropylene fitting, Ø 19 mm, 1/2" BSP (M). 689 055 Polypropylene fitting adaptor, 1/2" BSP (FF).

#### 557 951 AdBlue®/DEF pump kit with air operated diaphragm pump, Directflo® Series, on drum or IBC tank, with automatic nozzle

Same as 557 950 but with automatic nozzle (569 001).

#### 559 011 AdBlue®/DEF pump kit with air operated diaphragm pump, Directflo® Series, on wall

Kit includes: 552 164 Air operated diaphragm pump, DF50, 50 l/min. 360 100 Wall bracket. 560 901 CSC quick coupling, Ø 19 mm hose barb connection. 930 507 EPDM hose Ø 19 mm, 5 m. 246 010, 1 m hose, thread 1/4" BSP (H). 944 627 Clamp 19 mm. 253 114 Automatic quick coupling 1/4" BSP (F). 259 014 Automatic quick coupling 1/4" BSP (M). 945 516 Connection adaptor 1/2" BSP (M) -1/4" BSP (F). 689 047 Polypropylene hose tail connection kits, Ø 19 mm, 1" BSP (M) with connection clamps. 689 054 Polypropylene fitting, Ø 19 mm, 1/2" BSP (M).

### AdBlue®/DEF MOBILE DISPENSER UNITS

AdBlue®/DEF mobile dispenser units for drums with Directflo® pump, digital meter, nozzle and optionally hose reel.



557 952



557 953

PART No.	PUMP	REEL	BRACKET	NOZZLE	METER	SUCTION ACCESSORIES	TROLLEY
<b>557 952</b>	Diaphragm pump, DF30 Series (553 164)	Air, 15 m (500 115)	For pump and reel	Automatic (569 005)	CPVC In-line meter (366 010)	Hoses and accessories	Heavy-Duty 205 litre drum trolley (432 814)
<b>557 953</b>	Diaphragm pump, DF30 Series (553 164)	-	For pump and reel	Automatic (569 005)	CPVC In-line meter (366 010)	Hoses and accessories	Heavy-Duty 205 litre drum trolley (432 814)

# AdBlue®/DEF PUMPS KITS AND MOBILE UNITS - ELECTRIC PUMPS



## ELECTRIC PUMPS FOR AdBlue®/DEF - SOLURA SERIES

560 224

12 and 24 VDC and 230 V 50 Hz AC multi-diaphragm pumps with no mechanical seals designed for dispensing AdBlue®/DEF. Pumps are self priming and have a by-pass valve. Electric motors have IP55 protection and include on/off switch, fuse and 2 m cable with crocodile clamps (DC pumps) or plug (AC pumps).  
Inlet/outlet connection: 1" BSP (M).  
Maximum suction lift: 1.8 m.  
Maximum delivery pressure: 1.6 bar.  
Maximum delivery: up to 32 l/min.



PART No.	POWER SUPPLY	ELECTRIC MOTOR POWER	MAXIMUM DELIVERY
<b>560 230</b>	230 V 50 Hz AC	400 W	30 l/min
<b>560 215</b>	120 VAC	500 W	30 l/min
<b>560 224</b>	24 VDC	310 W	32 l/min
<b>560 212</b>	12 VDC	260 W	32 l/min

## AdBlue®/DEF PUMP KITS WITH ELECTRIC PUMP - SOLURA SERIES

560 304

All kits include 4 m x 19 mm EPDM delivery hose and the accessories listed in the following table:



PART No.	POWER SUPPLY	APPLICATION	PUMP	BRACKET	NOZZLE	METER	SUCTION ACCESSORIES
<b>560 301</b>	230 VAC	IBCs and drums	560 230	360 137	361 001.370 manual		1 m hose and CSC connector
<b>560 302</b>	230 VAC	IBCs and drums	560 230	360 137	361 001.370 manual	366 760	1 m hose and CSC connector
<b>560 303</b>	230 VAC	IBCs and drums	560 230	360 137	569 000 automatic		1 m hose and CSC connector
<b>560 304</b>	230 VAC	IBCs and drums	560 230	360 137	569 000 automatic	366 760	1 m hose and CSC connector
<b>560 300</b>	230 VAC	IBCs and drums	560 230		361 001.370 manual		2.5 m hose and foot valve
<b>560 310</b>	12 VDC	IBCs and drums	560 212		361 001.370 manual		2.5 m hose and foot valve
<b>560 320</b>	24 VDC	IBCs and drums	560 224		361 001.370 manual		2.5 m hose and foot valve

## AdBlue®/DEF MOBILE DISPENSER UNITS

560 307

AdBlue®/DEF mobile dispenser units for drums with SOLURA Series electrical pump, digital meter, nozzle and optionally cable reel.



PART No.	PUMP	REEL	BRACKET	NOZZLE	METER	SUCTION ACCESSORIES	TROLLEY
<b>560 307</b>	Electric pump Solura Series	Cable, 15 m (612 100)	For pump and reel	Automatic (569 005)	CPVC In-line meter (366 010)	Hoses and accessories	Heavy-Duty 205 litre drum trolley (432 814)
<b>560 308</b>	Electric pump Solura Series	-	For pump and reel	Automatic (569 005)	CPVC In-line meter (366 010)	Hoses and accessories	Heavy-Duty 205 litre drum trolley (432 814)

## ADBLUE®/DEF ELECTRONIC LINE METERS



366 010

**366 010 AdBlue®/DEF oval gear meter, 1/2" BSP (F)** Oval gear meter manufactured in CPVC, stainless steel and LCP for AdBlue®/DEF. Digital display, works with two AAA alkaline batteries. Inlet/outlet thread 1/2" BSP (F). Flow rate: 1-50 l/min.

## ADBLUE®/DEF NOZZLES

569 000



AdBlue®/DEF nozzles with stainless steel and thermoplastic versions available. Depending on the model they can be manual or automatic, with spike or thread connection.

**361 003.370 Manual (thermoplastic), 90 l/min, 1" BSP (F) inlet thread.**

**361 002.370 Manual (thermoplastic), 90 l/min, Ø 25 mm inlet hose barb.**

**361 001.370 Manual (thermoplastic), 90 l/min, Ø 19 mm inlet hose barb.**

**569 000 Automatic (stainless steel), 45 l/min, Ø 19 mm inlet hose barb.**

**569 001 Automatic (stainless steel/polypropylene), 45 l/min, Ø 19 mm inlet hose barb.**

### SPECIAL FOR PASSENGER CARS

**569 005 Automatic (stainless steel/polypropylene), 10 l/min, Ø 19 mm inlet hose barb.**

**569 006 Automatic (stainless steel/polypropylene), 5 l/min, 1" BSP (M) inlet thread.**

Integrated mis-filling prevention (Elaflex).

## LEVER ACTION PUMPS FOR ADBLUE®/DEF



Polypropylene Lever Action Pump (EPDM seals) kit suitable for AdBlue® 205 litre drums mounting.

PART No.	DESCRIPTION	NOZZLE	ADAPTOR
<b>300 006.001</b>	Lever pump kit c/w 2 m CPVC Hose	-	2" BSP (M)
<b>300 006.002</b>	Lever pump kit c/w 2 m CPVC Hose	-	2" BSP (F)

300 006.001

## AdBlue®/DEF PUMP KITS WITH LEVER ACTION PUMP

Polypropylene lever action pump (EPDM seals) mounted on the side of an IBC 1,000 l container.

PART No.	DESCRIPTION	NOZZLE
<b>300 010</b>	IBC mounted pump kit c/w 2 m CPVC Hose	-
<b>300 902</b>	IBC mounted Pump Kit c/w 1 m EPDM Hose	Manual

IBC Containers not included.

## ADBLUE®/DEF ACCESSORIES



689 041



560 901



360 137

**689 042 Polypropylene foot valve with filter, 1" BSP (F).**

**560 903 Polypropylene foot valve, 1" BSP (F)**

**689 041 Polypropylene filter for suction hose, Ø 25 mm hose barb connection.**

**689 047 Polypropylene hose tail connection kits, Ø 19 mm, 1" BSP (M), with connection clamps.**

**689 048 Polypropylene hose tail connection kits, Ø 25 mm, 1" BSP (M), with connection clamps.**

**560 901 CSC quick coupling, Ø 19 mm hose barb connection.**

**560 902 Suction tube for CSC connection.** With 2" BSP (M) connection.

**560 906 Suction tube for CSC connection.** With 2" TRISURE connection.

**560 904 1" BSP (F) check valve**

**360 137 Universal pump bracket**

Allows fixing a pump onto a 205 litre drum or to a 1,000 litre IBC container with carrying handle and drip pocket.



300 902

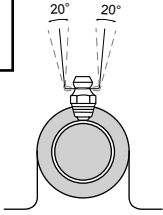
## 09 LUBRICATION TOOLS AND ACCESSORIES

GREASE NIPPLES . . . . .	113
GREASE CONNECTORS . . . . .	116
LEVER ACTION GREASE PUMPS . . . . .	117
MANUAL HAND HELD GREASE PUMPS . . . . .	118
AIR OPERATED AND BATTERY HAND HELD GREASE PUMPS, FILLER PUMPS AND FITTINGS . . . . .	119
GREASE COMPRESSORS AND BUCKET PUMPS . . . . .	120
DRUM PUMPS FOR OIL . . . . .	121
DRUM PUMPS FOR VARIOUS FLUIDS . . . . .	122
FUNNELS, MEASURES, GRAVITY COCKS, JERRY CANS AND OIL SUCTION PUMPS . . . . .	123
AIR TREATMENT UNITS (FRLS) AND AIR HOSES . . . . .	124
AIR COUPLERS AND CONNECTION ADAPTORS FOR COMPRESSED AIR . . . . .	125

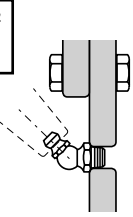




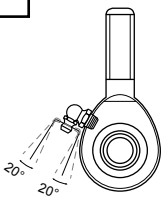
550 bar



MT 503



MT 506



MT 508



MT 505



## HYDRAULIC GREASE NIPPLES

MT 503 STRAIGHT	MT 506 45° ANGLED	MT 508 90° ANGLED	THREAD	PITCH
011 060	013 060	015 060	Metric	M 6 x 1,00
011 100	013 100	015 100	Metric	M 7 x 1,00
011 140	013 140	015 140	Metric	M 8 x 1,00
011 160	013 160	015 160	Metric	M 8 x 1,25
011 180	013 180	015 180	Metric	M 9 x 1,00
011 220	013 220	015 220	Metric	M 10 x 1,00
011 240	013 240	015 240	Metric	M 10 x 1,25
011 260	013 260	015 260	Metric	M 10 x 1,50
011 280	013 280	015 280	Metric	M 12 x 1,00
011 300	013 300	015 300	Metric	M 12 x 1,25
011 320	013 320	015 320	Metric	M 12 x 1,50
011 340	013 340	015 340	Metric	M 12 x 1,75
011 600	013 600	015 600	BSP	1/8"
011 620	013 620	015 620	BSP	1/4"
011 500	013 500	015 500	SAE (UNF)	1/4" (x 28)
011 520	013 520	015 520	SAE (UNF)	5/16" (x 18)
011 540	013 540	015 540	SAE (UNF)	3/8" (x 16)
011 700	013 700	015 700	Whitworth	1/4"
011 720	013 720	015 720	Whitworth	5/16"
011 740	013 740	015 740	Whitworth	3/8"
011 900	013 900	015 900	NPT	1/8"
011 910	013 910	015 910	NPT	1/4"
011 930	N/A	N/A	No thread	Ø 6 mm
011 940	N/A	N/A	No thread	Ø 8 mm
011 950	N/A	N/A	No thread	Ø 10 mm

## LONG HYDRAULIC NIPPLES

### MT 505

012 020	Long hydraulic nipple, M 6 x 1,00
012 220	Long hydraulic nipple, 1/4" SAE

## HYDRAULIC GREASE NIPPLES ASSORTMENT

050 001	Assortment of 140 hydraulic grease nipples. Includes straight, 45° and 90° hydraulic nipples with the most popular threads.			
TYPE	M 6 X 1,00	M 8 X 1,25	M 10 X 1,00	1/8" BSP
STRAIGHT	25 units	25 units	15 units	15 units
45° ANGLED	10 units	10 units	5 units	5 units
90° ANGLED	10 units	10 units	5 units	5 units

## BLISTER PACKED HYDRAULIC NIPPLES

051 060	Includes 20 units of M 6 x 1,00 straight nipples
051 160	Includes 20 units of M 8 x 1,25 straight nipples
051 220	Includes 10 units of M 10 x 1,00 straight nipples
051 260	Includes 10 units of M 10 x 1,50 straight nipples
051 600	Includes 10 units of 1/8" BSP straight nipples
052 060	Includes 10 units of M 6 x 1,00, 5 units 45° and 5 units 90° angled nipples
052 160	Includes 10 units of M 8 x 1,00, 5 units 45° and 5 units 90° angled nipples
052 220	Includes 10 units of M 10 x 1,00, 5 units 45° and 5 units 90° angled nipples
052 260	Includes 10 units of M 10 x 1,50, 5 units 45° and 5 units 90° angled nipples
052 600	Includes 10 units 1/8" BSP, 5 units 45° and 5 units 90° angled nipples

FLUSH TYPE DRIVE OIL NIPPLES	
PART No.	DIAMETER
031 939	Ø 6 mm
031 949	Ø 8 mm
031 950	Ø 10 mm
031 960	Ø 12 mm

031 950



150 bar

CONCAVE TYPE NIPPLES		
PART No.	THREAD	PITCH
032 060	Metric	M 6 x 1,00
032 160	Metric	M 8 x 1,20
032 220	Metric	M 10 x 1,00
032 260	Metric	M 10 x 1,50
032 600	BSP	1/8"
032 620	BSP	1/4"
032 740	Whitworth	3/8"
032 939	No thread	Ø 6 mm
032 949	No thread	Ø 8 mm
032 959	No thread	Ø 10 mm

032 260



400 bar

15 MM HEXAGON HEAD NIPPLES (MT 150)					
PART No.	THREAD	PITCH	PART No.	THREAD	PITCH
021 060	Metric	M 6 x 1,00	021 380	Metric	M 14 x 2,00
021 140	Metric	M 8 x 1,00	021 600	BSP	1/8"
021 160	Metric	M 8 x 1,25	021 620	BSP	1/4"
021 220	Metric	M 10 x 1,00	021 640	BSP	3/8"
021 240	Metric	M 10 x 1,25	021 500	SAE (UNF)	1/4" (x 28)
021 260	Metric	M 10 x 1,50	021 520	SAE (UNF)	5/16" (x 18)
021 280	Metric	M 12 x 1,00	021 540	SAE (UNF)	3/8" (x 16)
021 300	Metric	M 12 x 1,25	021 700	Whitworth	1/4"
021 320	Metric	M 12 x 1,50	021 720	Whitworth	5/16"
021 340	Metric	M 12 x 1,75	021 740	Whitworth	3/8"



400 bar

MT 150



DOUBLE HEXAGON AND ROUND HEAD NIPPLES				
PART No.	DIAMETER	THREAD	PITCH	REMARKS
022 160	16 mm	Metric	M 8 x 1,25	MT 153 - double hexagon 15 mm
022 220	16 mm	Metric	M 10 x 1,00	MT 153 - double hexagon 15 mm
022 260	16 mm	Metric	M 10 x 1,50	MT 153 - double hexagon 15 mm
022 600	16 mm	BSP	1/8"	MT 153 - double hexagon 15 mm
022 620	16 mm	BSP	1/4"	MT 153 - double hexagon 15 mm
023 220	16 mm	Metric	M 10 x 1,00	MT 156 - round head
023 600	16 mm	BSP	1/8"	MT 156 - round head
023 620	16 mm	BSP	1/4"	MT 156 - round head
023 640	16 mm	BSP	3/8"	MT 156 - round head
024 620	22 mm	BSP	1/4"	MT 157 - round head
024 640	22 mm	BSP	3/8"	MT 157 - round head
025 620	22 mm	BSP	1/4"	MT 930 - round head
025 640	22 mm	BSP	3/8"	MT 930 - round head



400 bar

MT 153

MT 157



MT 156

MT 930



## THREAD GAUGES

- 070 000 Metric thread gauge.
- 070 001 Whitworth & BSP thread gauge.
- 070 002 SAE & BSF thread gauge.



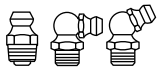
070 000

## GREASE CONNECTORS

### GREASE CONNECTORS, NOZZLES AND ACCESSORIES



500 bar



121 011 121 050 121 020 121 000 121 060



#### Hydraulic connectors without check valve

PART No.	Ø	LENGTH	NIPPLE SEAL	JAWS
121 011	15 mm	37 mm	Rubber	4
121 050	18 mm	43 mm	Steel	3 (rever.)



#### Hydraulic connectors with check valve

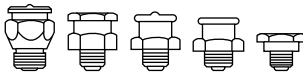
Check valve prevents grease drops when the grease pump is not in use.

PART No.	Ø	LENGTH	NIPPLE SEAL	JAWS
121 020	15 mm	37 mm	Rubber	4
121 000	15 mm	37 mm	Rubber	3

**121 060** Smooth lock-on mechanism that eases grease fitting coupling and uncoupling. Durable, jaws-free coupler with seven retaining balls that assure a proper sealing between grease fitting and grease pump up to 700 bar.



150 bar



122 011 122 001

### GREASE CONNECTORS AND ACCESSORIES

For use with hand operated units on button head nipples. Maximum working pressure 150 bar. Connection thread 1/8" NPT (F).

PART No.	Ø NIPPLE	NIPPLE SEAL
122 001	15/16 mm	Rubber
122 011	22 mm	Rubber

For use with hand operated grease guns only. Connection thread: 1/8" NPT (F). Recommended working pressure 150 bar.



150 bar



123 001 123 011 126 500 124 011 126 200

PART No.	DESCRIPTION	LENGTH	APPLICATION
123 001	Giant cupped nozzle	43 mm	For concave type nipples DIN 3405
123 011	Grease cupped nozzles	14 mm	For concave type nipples DIN 3405
126 500	Needle nose adaptor	37 mm	For hard to reach greasing points
124 011	Grease zerk nozzle	16,60 mm	For Zerk grease nipples DIN 3402
126 200	Seal off adaptor	49 mm	For lubrication holes, spindles, U joints
126 000	Grease needle nozzle	96 mm	With retractable safety sleeve

### OTHER ACCESSORIES

PART No.	DESCRIPTION
126 400	Swivelling nozzle adaptor for use with flexible hoses 1/8" NPT (MF)
128 501	Quick connect adaptor for Ø 18 mm hydraulic connectors

### GREASE STEMS - 1/8" NPT (MM)

710 659



710 298



710 297

710 298



136 021



140 020

**710 659** Positionable 45° angled rigid stem with four-jaw connector with check valve (PN 121 011).

**710 214** Angled stem with four-jaw connector (PN 121 011).

**710 710** Straight stem with four-jaw connector (PN 121 011).

**710 297** Straight stem with cupped nozzle (PN 123 011).

**710 298** Straight stem with zerk nozzle (PN 124 011).

### GREASE OUTLET HOSES

Single polyester braid reinforced rubber hoses. Max. working pressure: 400 bar. Min. burst pressure: 1.000 bar. 1/8" NPT (MM). For hand operated grease pumps.

Double steel braid reinforced rubber hoses. Max working pressure: 415 bar. Min. burst pressure: 1.650 bar. 1/8" NPT (MM). For hand operated and air powered grease pumps.

PART No. HOSE ONLY	PART No. HOSE WITH GREASE CONNECTOR 121 011	HOSE LENGTH
136 021	137 021	300 mm
136 041	137 041	400 mm
136 051	137 051	500 mm
136 201	137 201	2.000 mm

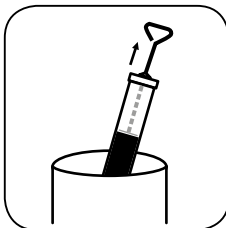
PART No. HOSE ONLY	PART No. HOSE WITH GREASE CONNECTOR 121 020	HOSE LENGTH
140 020	141 020	300 mm
140 040	141 040	400 mm
140 050	141 050	500 mm
140 100	N/A	1.000 mm
140 200	141 200	2.000 mm
140 400	141 400	4.000 mm

All SAMOA lever action grease pumps have the following features and benefits:

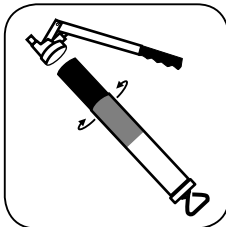
- Very tough, real heavy duty, cast iron head for maximum durability, uniform pressure and flow delivered throughout the pump's entire life.
- Precision machined piston ensures leak free high pressure operation without requiring the use of seals.
- Heavy duty knurled barrel with large pitch threads for easy barrel removing for loading.
- Locking follower rod, heavy duty bevelled follower and spring.
- Supplied ready to fill using various methods (cartridge, loader pump and suction).



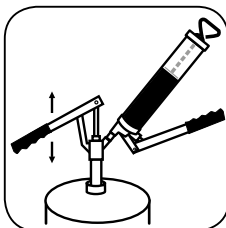
Locking with ratchet




Suction filling



Cartridge loading



Loading with filler pump




Rugged cast-iron pump head for durability

101 200



500 bar



## 500 CC LEVER ACTION GREASE PUMPS

Universal grease pumps to be used with 400 g (14 oz) grease cartridges or with bulk grease. Bulk grease loading by suction or using a filler pump. Maximum working pressure: 500 bar (7,250 psi).

### 101 202, 500 cc lever action grease pump

Individually boxed, grease pump includes filler valve 128 003.

### 101 200, 500 cc lever action grease pump

Individually boxed, grease pump includes filler valve 128 003 and rigid stem with a four jaw hydraulic connector (PN 710 214).

### 101 240, 500 cc lever action grease pump

Individually boxed, grease pump includes filler valve 128 003 and 300 mm single braided rubber hose with a four-jaw hydraulic connector (PN 137 031).

### 101 211, 500 cc lever action grease pump

Packed in Individual plastic bag, grease pump includes rigid stem with a four jaw hydraulic connector (PN 710 214).

### 101 300, 600 cc lever action grease pump

### 101 800, 1.000 cc lever action grease pump

## MANUAL HAND HELD GREASE PUMPS

106 200

500 CC PISTOL GRIP GREASE PUMPS



250 bar



Pistol grip grease pump for hard to reach lubrication points. Three way loading: 400 g (14 oz) cartridges, bulk grease suction or filler pump. Heavy duty cast iron head with precision fit piston. Maximum working pressure: above 250 bar (3,650 psi).

### 106 200 - 500 cc pistol grip grease pump

Individually boxed, grease pump includes filler valve 128 003 and straight rigid stem with a four jaw hydraulic type connector (PN 710 710).

### 106 240 - 500 cc pistol grip grease pump

Individually boxed, grease pump includes filler valve 128 003 and with 300 mm single braid reinforced outlet hose with a four-jaw hydraulic type connector (PN 137 031).

102 102 - 102 103

PUSH ACTION GREASE PUMPS



150 bar



Push action grease pumps. They deliver grease or oil at 150 bar maximum pressure when pushed on a grease nipple. Full metal construction for bulk grease.

**102 100, 60 cc metal barrel,** zerk nozzle (grease/oil).

**102 101, 60 cc metal barrel,** concave nozzle (grease/oil).

**102 102, 150 cc metal barrel,** zerk nozzle (grease/oil).

**102 103, 150 cc metal barrel,** concave nozzle (grease/oil).

109 900

LEVER ACTION GREASE PUMPS FOR BULK GREASE




500 bar



All grease pumps are individually boxed and include filler nipple for loading with a filler pump and a rigid stem with a four jaw hydraulic connector.

### 109 900, 300 cc lever action grease pump



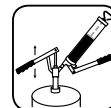
*Rugged cast-iron pump head for durability*



*Locking with pin*



*Suction filling*



*Loading with filler pump*

100 900

500 CC LEVER ACTION GREASE PUMP WITH VARIABLE STROKE



700 bar




### 100 900, 500 cc lever action grease pump with variable stroke

Heavy duty lever grease pump for use with bulk grease or 400 g (14 oz) grease cartridges. Grease pump features variable stroke, which delivers high pressure on the short stroke and high volume on a full stroke. Includes heavy duty cast iron head with hardened and ground piston, bleeder valve, filler nipple, removable check valve and barrel cap for cleaning, and 360° positionable outlet stem with four jaw hydraulic connector.

### 100 940, 500 cc lever action grease pump with variable stroke

Similar to PN 100 900 but includes a 300 mm single braided rubber hose with a four-jaw hydraulic connector (PN 137 031).



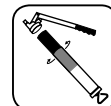
*Rugged cast-iron pump head for durability*



*Variable stroke action*



*Suction filling*



*Cartridge loading*



*Loading with filler pump*

# AIR OPERATED AND BATTERY HAND HELD GREASE PUMPS, FILLER PUMPS AND FITTINGS



167 500 - 168 600



## HAND HELD AIR OPERATED GREASE PUMPS

High pressure, 60:1 pressure ratio, air operated grease pumps. They can be connected to a compressed air line or to the air brake circuit of a commercial vehicle. Delivery: 1 cc each time the trigger is pressed. Maximum air pressure: 10 bar, Air connection thread 1/4" BSP (F).

### 167 500, 1.000 cc air operated grease pump

Includes a 1.000 cc barrel with an air driven grease follower. Recommended for high viscosity grease and low temperatures. Supplied with 400 mm double steel braid reinforced outlet hose with 4 jaw connector (PN 140 040) and filler nipple. Bulk grease loading using a grease filler pump.

### 168 600, 500 cc air operated grease pump

Includes a 500 cc barrel with a spring driven grease follower. Three way loading: 400 g (14 oz) grease cartridges, bulk grease suction or with a grease filler pump. Supplied with filler nipple and 400 mm double steel braid reinforced outlet hose with four jaw connector (PN 140 040) and filler nipple.

### 168 601, 500 cc air operated grease pump

Similar to model 168 600, includes rigid outlet stem with four jaw connector (PN 710 214).

128 003 - 128 005



## FILLER VALVES AND LOADER FITTINGS

**128 003 Grease gun filler valve**, Ø 9 mm.

**128 033 Grease gun filler valve**, Ø 12,5 mm.

**128 005 Grease loader fitting**

For Ø 9 mm valve. 1/4" BSP (M).

**128 004 Grease loader fitting.**

For Ø 12,5 mm valve. 1/4" BSP (M).

## GREASE GUN FILLER PUMPS

For quick, clean and easy loading of hand, air or battery operated grease guns fitted with a filler valve. Each unit includes a medium pressure lever action pump with two loader fittings that fit the more popular filling valves (Ø 9 mm and Ø 12,5 mm), drum cover and follower disc.

### 108 000 Grease gun filler pump for 12, 18 kg kegs

Includes a 310 mm drum cover.

### 108 050 Grease gun filler pump for 20 kg kegs

Includes a 330 mm drum cover.

### 108 100 Grease gun filler pump for 50 kg drums

Includes a 405 mm drum cover.

## FILLER PUMPS FOR CENTRALIZED GREASING UNITS

Medium pressure lever action pump with 1,5 m hose and a 2-HK (1/4") hydraulic connector for filling the reservoir of centralized greasing systems. Includes pump, cover, hose, and hydraulic connector.

### 108 501 Filler pump for centralized greasing systems, 12 - 18 kg kegs

Includes a 310 mm drum cover.

### 108 502 Filler pump for centralized greasing systems, 20 kg kegs

Includes a 330 mm drum cover.

### 108 503 Filler pump for centralized greasing systems, 50 kg drums

Includes a 405 mm drum cover.

160 100



450 bar

Ni-MH

18V



Cartridge loading



Loading with filler pump (using filler valve: 128 003)

## BATTERY GREASE PUMPS

### 160 100, 18 V NiMH battery grease pump

For use with standard grease cartridges or bulk grease. High pressure delivery, up to 450 bar (6,500 psi) and 80 g/min.

Supplied with two high capacity 18 V rechargeable NiMH batteries, 230 V quick battery charger, 1 m outlet hose with hydraulic coupler, bleeder valve and carrying strap. Pump is delivered in a heavy duty carrying case.

### 160 101, 18 V Li-ION battery grease pump


Same as model 160 100 but with Li-ION batteries (two batteries are included).

### 160 103, 18 V Li-ION battery grease pump

Same as 160 101 model but with Li-ION battery (one battery is included).

## GREASE GUN FILLER PUMPS

108 050



## GREASE GUN FILLER PUMPS

108 502



## GREASE GUN FILLER PUMPS

108 502

## GREASE COMPRESSORS AND BUCKET PUMPS

151 102



### HIGH PRESSURE GREASE PUMPS

High pressure steel pumps to be mounted directly onto original grease kegs. Maximum pressure: 350 bar (5,000 psi). Delivery per stroke 2 cc.

Pump equipped with carrying handle, cover with pump adaptor, follower disc and 1,5 m high pressure hose with rigid stem and four-jaw hydraulic connector.

#### **151 100 High pressure grease pump for 12.5 to 18 kg kegs**

Includes a 310 mm drum cover.

#### **151 102 High pressure grease pump for 20 kg kegs**

Includes a 330 mm drum cover.

150 000



### BUCKET PUMPS

Bucket pumps include a 16 litre leak proof, all steel oval shaped bucket with carrying handle and foot rest for easy handling and stability.

#### **150 000 Multipressure grease bucket pump 16 kg**

Heavy duty high capacity grease pump with three alternative lever positions, which can be used under any operating conditions and with all type of lubricants (winter / summer, high or low viscosity grease, oil). Maximum pressure range between 175 to 350 bar (2,500 to 5,000 psi) with a delivery of 20 gr, 15 g or 10 g per stroke depending on the position of the lever chosen. Pump includes 1,5 m high pressure hose with a three-jaw hydraulic connector (PN 715 429).

#### **320 400 Oil bucket pump 16 litres**

For dispensing high viscosity lubricants. Includes a medium pressure lever action pump (100 cc delivery per stroke) with a 1,5 m rubber hose with shut off valve and 135° angled nozzle.

320 400



157 000

### PEDAL ACTION GREASE PUMP 5 kg



#### **157 000 Pedal action grease pump**

Pedal action heavy-duty grease pump. Spring primed follower plate and cast iron pump mechanism ensures that the pump can be used even with extremely viscous grease. Maximum pressure: 500 bar (7,150 psi). Delivery per pedal stroke: 2 g.

Steel leak proof reservoir, can hold up to 5 kg of grease. Includes air bleeder valve and 2 m high pressure grease hose with a four jaw hydraulic connector with check valve.

306 100 - 314 540



## MEDIUM PRESSURE PUMPS

Lever action transfer pumps for high viscosity lubricants. Pump includes 2" height adjustable bung adaptor to fit directly onto drums, covers or containers. Pump with steel suction tube, foot valve and piston and NBR seals. Delivery: 100 cc per stroke. Outlet thread: 3/4" BSP (M).

### Medium pressure transfer pump

- 306 300** for 20 litre pails. 450 mm long suction tube.
- 306 200** for 20 and 60 litre drums. 620 mm long suction tube.
- 306 100** for 60 litre drums. 760 mm long suction tube.
- 306 400** for 205 litre drums. 1.100 mm long suction tube.


### Accessories:

**730 603 Angled steel delivery spout**  
Fits directly to the pump outlet.

**314 530 Delivery hose**  
Transparent 1,5 m hose with 135° nozzle.

**314 540 Delivery hose.** 1,5 m rubber hose, with shut off valve and 135° nozzle.

308 010



## ROTARY PUMPS

### 308 010 Aluminium rotary action drum pump

For transfer of light to medium viscosity petroleum based fluids. Aluminium pump body with zamak rotor and shaft. Delivery 0,3 litre per revolution. Pump includes height adjustable bung adaptor, three pieces suction tube and 1 m delivery hose.

### 308 300 Cast-iron rotary action drum pump

For transfer of light to medium viscosity petroleum based fluids. Cast-iron pump body with steel shaft. Delivery 0,3 litre per revolution. Pump includes height adjustable bung adaptor, three pieces suction tube with foot valve and 1 m delivery hose.

605 000



## HIGH PERFORMANCE DRUM PUMP

### 605 000 High performance drum pump

Lever action transfer pump for use with all types of lubricants, even those with higher viscosity, like gear oil. Lever can be mounted in four different positions that changes the delivery volume per stroke: 0,10 litre, 0,15 litre, 0,20 litre or 0,25 litre per stroke. Pump includes telescopic suction tube that can be used with 60 and 205 litre drums and 2" bung adaptor.

### Not included option:

**314 540** Rubber delivery hose, 1,5 m, with shut off valve and nozzle.

304 500



## LEVER ACTION DRUM PUMP

### 304 500 Lever action drum pump

Lever action drum pump for the transfer of light lubricants from 60 to 205 litre drums. Steel pump body, delivery spout and telescopic suction tube. Steel piston with brass rings and NBR seals. With 2" and M64 x 4 bung adaptors. Delivery 0,45 litre per stroke.

### 304 509 Lever action drum pump with Viton® seals

Can be used with fluids like antifreeze and other non corrosive fluids. To avoid pump corrosion, it is recommended to flush the pump with diesel after its use with other fluids than lubricants.

## GEAR OIL DISPENSERS

320 300

### 320 300 Gear oil dispenser

With 330 mm cover for 20 litre pails and 1,5 m transparent hose with nozzle.

### 320 310 Gear oil dispenser

With 310 mm cover for 12 to 18 litre pails and 1,5 m transparent hose with nozzle.

### 741 602 Carrying handle

Fits on 310 and 330 mm drum covers.



## DRUM PUMPS FOR VARIOUS FLUIDS

300 401 - 300 500



### LIFT ACTION PUMPS FOR CHEMICAL FLUIDS

#### **300 401 Lift action pump for chemical products 205 litre drums**

Lift action pump with polypropylene covered piston and PTFE seals. 1.000 mm suction tube, 2" bung adaptor and outlet spout. Black pump with red bung adaptor and spout nut. Recommended for use with acid based fluids, detergents and kerosene based solvents.

#### **300 400 Lift action pump for chemical products, 20-25-50 litre drums**

Same as model 300 401, but with 500 mm suction tube for 20, 25, 50 litre drums.

#### **300 500 Lift action pump for chemicals 20, 25, 50 litre drums**

Lift action pump with nylon covered piston and PTFE seals. 500 mm suction tube, Ø 60 mm bung adaptor with three screws and outlet spout. Black pump with yellow bung adaptor and spout nut. Recommended for use with solvents.

#### **300 501 Lift action pump for chemical products, 205 litre drums**

Same as model 300 500, but with 1.000 mm suction tube for 205 litre drums.

NOTE: Please check fluid compatibility with the pump prior to its use.

302 001



### SYPHON TRANSFER PUMP

#### **302 001 Syphon transfer pump**

Lever action syphon pump. Design allows transfer by siphoning once the pump has been primed, giving a continuous flow of 8 l/min. Bung thread fits 50 and 205 litre drums. With 1,5 m clear delivery hose, metal nozzle and PVC suction tube. For anti-freeze, light mineral oils, diesel, detergent and other automotive and light petroleum fluids.

300 006



### PLASTIC LEVER PUMPS

Lever action pumps with a unique toggle mechanism that provides very a smooth operation.

Pumps are manufactured in polypropylene and include a 2" bung adaptor with a lockable nut that allows placing the pump in its optimal position for an easier lever action.

Pump delivery per stroke: 500 cc.

#### **300 006 Lever action pump, polypropylene/EPDM**

Blue color pump with EPDM seals. Can be used with AdBlue®/DEF.

#### **300 007 Lever action pump, polypropylene/Viton®**

Red color pump, with Viton® seals. Compatible with a wide range of chemicals.

#### **300 009 Lever action pump, polypropylene/NBR**

White color pump, with NBR seals. Compatible with lubricants.

#### **300 900 Hose for plastic lever pump 1" x 2 m.**

308 200



### PVC ROTARY ACTION DRUM PUMP

#### **308 200 PVC rotary action drum pump (Polypropylene/EPDM)**

For the continuous transfer of acid-based corrosive fluids and water based fluids from 20, 50 or 205 litre drums. PVC pump with stainless steel shaft.

Delivery 0,25 l per revolution. Pump includes height adjustable bung adaptor and three pieces suction tube.

#### **300 900 Hose for PVC rotary pump 1" x 2 m.**

# FUNNELS, MEASURES, GRAVITY COCKS, JERRY CANS AND OIL SUCTION PUMPS



670 019 - 671 030



## FUNNELS

### Funnels with flexible spout

No spill, no splash, quick discharge funnels. With filter and flexible spout for hard to reach places.

#### 670 019\* Funnel with filter and flexible spout

190 mm diameter. 2 litre capacity.

#### 670 023\* Funnel with filter and flexible spout

230 mm diameter. 3,5 litre capacity.

\* For orders over 1.000 units, you can customize it.

### INDUSTRIAL FUNNELS

Large capacity funnels, 5 litre. 300 x 200 x 300 mm.

#### 671 030 Industrial funnel

With filter for diesel.

#### 671 031 Industrial funnel

With filter for lubricants.

## FUNNELS ACCESSORIES

#### 679 010 Filter for 670 019

#### 679 011 Filter for 670 023

#### 679 001 Small flexible extension

For 1, 2 and 3 litre measures and for Ø 190 mm diameter funnels.

#### 679 002 Large flexible extension

For 5 litre measures and for 230 mm diameter funnels.

675 002



## MEASURES

### Fluid Measures

For lubricants, antifreeze, brake fluid, petroleum, diesel, etc. Moulded in high density polyethylene, with flexible spout.

#### 675 001 Plastic measure

Graduated 0 - 1 litre.

#### 675 002 Plastic measure

Graduated 0 - 2 litre.

#### 675 003 Plastic measure

Graduated 0 - 3 litre.

#### 675 005 Plastic measure

Graduated 0 - 5 litre.

## MEASURES ACCESSORIES



679 009

#### 679 007 Plastic cover for 675 001

#### 679 008 Plastic cover for 675 002 and 675 003

#### 679 009 Plastic cover for 675 005

622 020



## STEEL JERRYCANS

Green colour with protective paint in the inside. With no outlet spout.

#### 622 005, 5 litres Jerrycan U.N. approved

#### 622 010, 10 litres Jerrycan U.N. approved

#### 622 020, 20 litres Jerrycan U.N. approved

### Options:

629 001 Painted outlet spout for jerry cans.

629 002 Zinc plated outlet spout for jerry cans.

318 000 - 318 001



## GRAVITY COCKS

Fit 60 to 205 litre drums placed horizontally. Cocks include automatic shut off valve.

#### 318 000 Gravity cock

3/4" BSP (M).

#### 318 001 Gravity cock

2" BSP (M).

113 910



## OIL SUCTION PUMPS

For lubricant suction and discharge for loading or refilling transmissions, gear boxes, filters, etc.

#### 113 710 Oil suction pump

500 cc with 290 mm PVC hose.

#### 113 700 Oil suction pump

500 cc with one angled and one straight steel outlets.

#### 113 910 Oil suction pump

800 cc with 290 mm PVC hose.

## GENERAL INFORMATION

### Air line filters

To protect valves, pump motors or pneumatic tools from damage or wear caused by dirt and moisture contained in compressed air. Semiautomatic bleeding valve.

### Pressure regulator

To maintain a selected air pressure constant (between 0 to 12 bar) eliminating over pressure risks and erratic operation of equipment. Also available combined with an air filter forming a compact unit.

### Air line lubricators

To create an oil mist that helps increase service life of pumps and other air tools. Oil fill port on top and oil mist adjustment knob.

240 000



241 001



242 102



### AIR TREATMENT COMPONENTS Ø 1/4"

Maximum working pressure 12 bar.  
Connection threads: 1/4" BSP (FF).

**240 000 Combined air filter, regulator and lubricator, Ø 1/4"**

**240 500 Combined air filter, regulator, Ø 1/4"**  
0 to 12 bar.

**240 201 Air line regulator, Ø 1/4"**  
Without pressure gauge.

**240 200 Air line regulator, Ø 1/4"**  
With pressure gauge.

**240 300 Air filter, Ø 1/4"**  
Semiautomatic bleeding.

**240 400 Air lubricator, Ø 1/4"**

### AIR TREATMENT COMPONENTS Ø 1/2"

Maximum working pressure 12 bar.  
Connection threads: 1/2" BSP (FF) with 1/2" BSP (M) - 3/8" BSP (F) adaptors.

**241 001 Combined air filter, regulator and lubricator, Ø 1/2"**

**241 501 Combined air filter, regulator, Ø 1/2"**  
0 to 12 bar.

**241 201 Air line regulator, Ø 1/2"**  
0 to 12 bar.

**241 301 Air filter, Ø 1/2"**  
Semiautomatic bleeding.

**241 401 Air lubricator, Ø 1/2"**

### AIR TREATMENT COMPONENTS Ø 3/4"

Maximum working pressure 16 bar.  
Connection threads: 3/4" BSP (FF).

**242 102 Combined air filter - regulator and lubricator, Ø 3/4"**

**242 202 Air line regulator, Ø 3/4"**  
0 to 12 bar.

**242 302 Air filter, Ø 3/4"**  
Semiautomatic bleeding.

**242 402 Air lubricator, Ø 3/4"**

246 010

### AIR HOSES

Low pressure hoses for compressed air with female swaged fitting and double male adaptor.




PART No.	LENGTH	INT. Ø	CONNECTION THREADS	WORKING PRESSURE
<b>246 006</b>	0,6 m	1/4" - 6 mm	1/4" BSPT (MM)	15 bar
<b>246 010</b>	1,0 m	1/4" - 6 mm	1/4" BSPT (MM)	15 bar
<b>246 015</b>	1,5 m	1/4" - 6 mm	1/4" BSPT (MM)	15 bar
<b>246 030</b>	3,0 m	1/4" - 6 mm	1/4" BSPT (MM)	15 bar
<b>246 060</b>	6,0 m	1/4" - 6 mm	1/4" BSPT (MM)	15 bar
<b>246 100</b>	10,0 m	1/4" - 6 mm	1/4" BSPT (MM)	15 bar
<b>246 150</b>	15,0 m	1/4" - 6 mm	1/4" BSPT (MM)	15 bar
<b>247 706</b>	0,6 m	3/8" - 10 mm	3/8" BSPT (M) - 1/2" BSPT (M)	15 bar
<b>247 710</b>	1,0 m	3/8" - 10 mm	3/8" BSPT (M) - 1/2" BSPT (M)	15 bar
<b>247 715</b>	1,5 m	3/8" - 10 mm	3/8" BSPT (M) - 1/2" BSPT (M)	15 bar

# AIR COUPLERS AND CONNECTION ADAPTORS FOR COMPRESSED AIR



STANDARD SERIES QUICK COUPLING Ø 1/4"	
FEMALE AUTOMATIC QUICK COUPLING Ø 1/4"	
PART No.	CONNECTION THREAD
253 114	1/4" BSP (F)
253 138	3/8" BSP (F)
253 112	1/2" BSP (F)
MALE AUTOMATIC QUICK COUPLING Ø 1/4"	
PART No.	CONNECTION THREAD
253 014	1/4" BSP (M)
253 038	3/8" BSP (M)
253 012	1/2" BSP (M)
AUTOMATIC QUICK COUPLING WITH HOSE CONNECTOR	
PART No.	HOSE
253 206	6 mm (1/4")
253 208	8 mm (5/16")
253 210	10 mm (3/8")
253 213	13 mm (1/2")



Manufactured in brass, with nickel plated body and stainless steel wear parts for a longer life. Compatible with US MIL C4109 - ISO 6150 B12. Flow capacity: 1.000 l/min.

SAFETY COUPLERS	
SAFETY COUPLERS WITH FEMALE BSP THREAD	
PART No.	CONNECTION THREAD
250 614	1/4" BSP (F)
250 638	3/8" BSP (F)
250 612	1/2" BSP (F)
SAFETY COUPLERS WITH MALE BSP THREAD	
PART No.	CONNECTION THREAD
250 514	1/4" BSP (M)
250 538	3/8" BSP (M)
250 512	1/2" BSP (M)
SAFETY COUPLERS WITH HOSE BARB	
PART No.	CONNECTION
250 708	8 mm (5/16")
250 710	10 mm (3/8")



Safety quick couplers for compressed air. One-step release and exhaust operation quickly vents system pressure allowing for a safe disconnect. Manufactured in Stainless steel, nickel plated brass, NBR and technopolymer. Couplers conform with ISO 6150 B12. Flow capacity: 1.200 l/min. Pressure range: 1 to 15 bar.

AIR NIPPLES Ø 1/4"	
FEMALE AIR NIPPLES Ø 1/4"	
PART No.	CONNECTION THREAD
259 114	1/4" BSP (F)
259 138	3/8" BSP (F)
259 112	1/2" BSP (F)
MALE AIR NIPPLES Ø 1/4"	
PART No.	CONNECTION THREAD
259 014	1/4" BSP (M)
259 038	3/8" BSP (M)
259 012	1/2" BSP (M)
AIR NIPPLES WITH HOSE CONNECTOR	
PART No.	HOSE
259 206	6 mm (1/4")
259 208	8 mm (5/16")
259 210	10 mm (3/8")
259 213	13 mm (1/2")



For use with standard and industrial series Ø 1/4" quick couplings. Compatible with US MIL C4109 - ISO 6150 B12.

MALE HOSE ADAPTORS	
1/4" BSPT (M) HOSE ADAPTORS	
PART No.	HOSE ADAPTORS
238 102	1/4" BSPT (M) - Ø 6 mm
238 100	1/4" BSPT (M) - Ø 8 mm
238 101	1/4" BSPT (M) - Ø 10 mm
3/8" BSPT (M) HOSE ADAPTORS	
PART No.	HOSE ADAPTORS
238 301	3/8" BSPT (M) - Ø 8 mm
238 300	3/8" BSPT (M) - Ø 10 mm
238 302	3/8" BSPT (M) - Ø 13 mm
1/2" BSPT (M) HOSE ADAPTORS	
PART No.	HOSE ADAPTORS
238 500	1/2" BSPT (M) - Ø 13 mm



FEMALE HOSE ADAPTORS	
1/4" BSP (F) HOSE ADAPTORS	
PART No.	HOSE ADAPTORS
238 001	1/4" BSP (F) - Ø 6 mm
238 000	1/4" BSP (F) - Ø 8 mm
3/8" BSP (F) HOSE ADAPTORS	
PART No.	HOSE ADAPTORS
238 201	3/8" BSP (F) - Ø 8 mm
238 200	3/8" BSP (F) - Ø 10 mm
1/2" BSP (F) HOSE ADAPTORS	
PART No.	HOSE ADAPTORS
238 400	1/2" BSP (F) - Ø 13 mm



DOUBLE MALE THREAD CONNECTION ADAPTORS	
PART No.	CONNECTION ADAPTOR
239 000	1/4" BSPT (MM)
239 002	3/8" BSPT (MM)
239 004	1/2" BSPT (MM)
239 001	3/8" - 1/4" BSPT (MM)
239 005	1/2" - 1/4" BSPT (MM)
239 003	1/2" - 3/8" BSPT (MM)



MALE - FEMALE CONNECTION ADAPTORS	
PART No.	CONNECTION ADAPTOR
239 101	3/8" BSPT (M) - 1/4" BSP (F)
239 103	1/2" BSPT (M) - 3/8" BSP (F)
239 102	1/4" BSPT (M) - 3/8" BSP (F)
239 104	3/8" BSPT (M) - 1/2" BSP (F)



90° ELBOW ADAPTORS	
PART No.	CONNECTION ADAPTOR
239 300	1/4" BSP (FF)
239 302	3/8" BSP (FF)
239 303	1/2" BSP (FF)
239 350	3/8" BSP (MF)



TWO WAY AIR FLOW DIVIDERS	
PART No.	CONNECTION ADAPTOR
239 200	1/4" BSP (MF)
239 201	3/8" (MF)





**10 PART NUMBER INDEX**

PART No.	PAGE	PART No.	PAGE	PART No.	PAGE	PART No.	PAGE
011060	114	015220	114	032060	115	122011	116
011100	114	015240	114	032160	115	123001	116
011140	114	015260	114	032220	115	123011	116
011160	114	015280	114	032260	115	124011	116
011180	114	015300	114	032600	115	126000	116
011220	114	015320	114	032620	115	126200	116
011240	114	015340	114	032740	115	126400	116
011260	114	015500	114	032939	115	126500	116
011280	114	015520	114	032949	115	128003	119
011300	114	015540	114	032959	115	128004	119
011320	114	015600	114	050001	114	128005	119
011340	114	015620	114	051060	114	128033	119
011500	114	015700	114	051160	114	128501	116
011520	114	015720	114	051220	114	136021	116
011540	114	015740	114	051260	114	136041	116
011600	114	015900	114	051600	114	136051	116
011620	114	015910	114	052060	114	136201	116
011700	114	021060	115	052160	114	137021	116
011720	114	021140	115	052220	114	137041	116
011740	114	021160	115	052260	114	137051	116
011900	114	021220	115	052600	114	137201	116
011910	114	021240	115	070000	115	140020	116
011930	114	021260	115	070001	115	140040	116
011940	114	021280	115	070002	115	140050	83, 116
011950	114	021300	115	100900	118	140100	116
012020	114	021320	115	100940	118	140200	116
012220	114	021340	115	101200	117	140400	116
013060	114	021380	115	101202	117	141040	116
013100	114	021500	115	101211	117	141050	116
013140	114	021520	115	101240	117	141120	116
013160	114	021540	115	101300	117	141200	116
013180	114	021600	115	101800	117	141400	116
013220	114	021620	115	102100	118	150000	120
013240	114	021640	115	102101	118	151100	120
013260	114	021700	115	102102	118	151102	120
013280	114	021720	115	102103	118	157000	120
013300	114	021740	115	106200	118	160100	119
013320	114	022160	115	106240	118	160101	119
013340	114	022220	115	108000	119	160103	119
013500	114	022260	115	108050	119	167500	119
013520	114	022600	115	108100	119	168600	119
013540	114	022620	115	108501	119	168601	119
013600	114	023220	115	108502	119	180800	84
013620	114	023600	115	108503	119	180801	84
013700	114	023620	115	109900	118	180802	84
013720	114	023640	115	113700	123	180803	84
013740	114	024620	115	113710	123	184000	84
013900	114	024640	115	113910	123	184050	84
013910	114	025620	115	121000	116	184200	84
015060	114	025640	115	121011	116	184201	84
015100	114	031939	115	121020	116	185001	84
015140	114	031949	115	121050	116	186000	84
015160	114	031950	115	121060	116	186010	84
015180	114	031960	115	122001	116	186300	82

PART No.	PAGE	PART No.	PAGE	PART No.	PAGE	PART No.	PAGE
187000	84	246100	124	308300	121	360134	37
187001	84	246150	124	314530	121	360135	37, 71
188000	84	247706	27, 124	314540	121	360137	107, 112
188100	84	247710	27, 124	318000	123	360139	19, 26
195100	84	247715	27, 124	318001	123	360140	19, 26
199800	84	250512	125	320300	121	360142	58
238000	125	250514	125	320310	121	360144	58
238001	125	250538	125	320400	120	360160	72
238100	125	250612	27, 46, 125	324000	13	360161	71
238101	125	250614	27, 125	324010	13	360162	71
238102	125	250638	27, 46, 125	325000	13	360163	72
238200	125	250708	125	325010	13	360164	72
238201	125	250710	125	326000	13	360165	72
238300	125	253012	125	326010	13	360166	72
238301	125	253014	125	327020	13	360168	72
238302	125	253038	125	328010	12	361000	107
238400	125	253112	27, 46, 125	331120	60	361001.370	112
238500	125	253114	27, 125	332120	60	361002.370	112
239000	11, 125	253138	27, 46, 125	333120	60	361003.370	112
239001	99, 125	253206	125	340120	14	361100	84
239002	125	253208	125	341120	14	361110	84
239003	125	253210	125	347120	15	361200	84
239004	16, 19, 125	253213	125	348120	15	361300	100
239005	125	259012	27, 46, 125	351120	8	362100	26, 27
239101	125	259014	27, 125	351121	60	362101	26, 27
239102	125	259038	27, 46, 125	352120	8	362102	26
239103	125	259112	125	353120	10	362103	26
239104	125	259114	125	354120	10	362104	26
239200	125	259138	125	356120	8	362300	26
239201	125	259206	125	358120	10	362301	26
239300	125	259208	125	360000	13	362302	26
239302	125	259210	125	360001	13, 16	362303	26
239303	125	259213	125	360002	16	362400	16, 19
239350	125	300006	122	360006	25	362402	25
240000	27, 124	300006.001	112	360100	58	362910	13
240200	11, 27, 124	300006.002	112	360101	58	362911	16
240201	27, 124	300007	122	360102	13, 16, 26	362920	59
240300	124	300009	122	360106	26	362921	59
240400	124	300010	112	360107	26	362922	59
240500	11, 99, 124	300400	122	360108	26	362923	59
241001	27, 46, 124	300401	122	360111	71	362924	59
241201	16, 19, 27, 46, 124	300500	122	360113	37, 71	362925	58
241301	124	300501	122	360114	71	362927	58
241401	124	300900	122	360115	71	362928	59
241501	16, 19, 27, 46, 124	300902	112	360116	71	363053	75
242102	27, 46, 124	302001	122	360117	71	363054	75
242202	27, 46, 124	304500	121	360119	71	363055	75
242302	27, 46, 124	304509	121	360120	13, 16, 26	363056	75
242402	124	306100	121	360121	25, 26	363100	74
246006	27, 124	306200	121	360122	71	363112	74
246010	27, 124	306300	121	360126	71	363114	74
246015	27, 124	306400	121	360127	71	363115	74
246030	124	308010	121	360132	25, 26	363116	74
246060	124	308200	122	360133	37	363117	74

PART No.	PAGE	PART No.	PAGE	PART No.	PAGE	PART No.	PAGE
363118	74	369237	82	412391	47	439100	98, 101
364030	107	369241	82	412392	47	453612	35
365300	82	369244	82	412393	47	454002	9
365521	76	369601	26	412394	47	454003	9
365532	76	369606	82	413077	83	454009	9
365534	76	369900	26	413080	83	454010	9
365535	76	370400	12	413081	83	454100	11
365536	76	371600	97	413082	83	454110	11
365537	76	372000	97	414100	83	454111	11
365538	76	372002	101	414200	83	454150	11
365575	82	372003	101	414300	83	454600	12
365654	77	372100	97	415000	83	454605	12
365655	77	372200	98	415002	83	454651	12
365656	77	372300	98	417001	37	454653	12
365657	77	372400	98	417002	37	454659	12
365801	78	372500	97	417003	37	454694	12
365802	78	372600	97	417004	37	454695	12
365803	78	373000	97	417005	37	454697	12
365804	78	373002	101	417006	37	454699	12
365805	78	373100	97	417009	46	480021	37
365806	78	373200	98	417010	46	480050	37
365811	79	373300	98	417011	46	482200	33
365812	79	373400	98	418002	37	482500	33
365813	79	373500	97	418004	37	486210	36
365824	78	373600	97	418006	37	486510	35
365826	78	376300	12	418013	37	500115	70
366000	80	376610	12	418016	37	500116	70
366010	80, 112	378120	12	418017	46	501100	63
366020	80	379000	11	418026	46	501198	63
366050	81	379003	11	423021	36	501200	63
366053	81	379300	11	423160	35	501298	63
366055	81	379400	16	424062	36	501300	63
366057	81	379403	16	424063	36	501398	63
366060	80	379404	16	424150	33	504150	66
366550	84	379500	16	424152	33	504159	66
367000	13, 16	379503	16	424170	33	504250	66
367003	13, 16	379504	16	424170.800	33	504259	66
367005	58	379710	100	424172	33	504350	66
367006	19	379711	100	424172.710	33	504351	66
367007	58	391022	43	425150	33	504359	66
367011	13	399101	45	425150.002	33	504359.001	66
367012	13	404100	32	425290	33	504450	66
367016	25	405100	32	426244	35	504459	66
367020	58	407200	32	428243	33	505224	67
367021	58	409200	32	428262	33	505232	67
367022	58	411100	83	430000	37	505332	67
367023	58	412101	47	431000	37, 101	505339	67
367102	13	412102	47	431001	37	505524	67
369224	82	412103	47	432000	37, 101	505529	67
369228	82	412104	47	432814	37	505924	67
369230	82	412190	47	435000	98, 101	505932	67
369232	82	412202	47	436000	98, 101	506101	64
369234	82	412203	47	436100	98, 101	506121	64
369236	82	412390	47	437300	101	506122	64

PART No.	PAGE	PART No.	PAGE	PART No.	PAGE	PART No.	PAGE
506202	64	508234	68	536630	21	560903	112
506212	64	508244	68	537130	24	560904	112
506222	64	508252	68	537630	23	560906	112
506300	64	508810	69	539009	25	561012	108
506301	64	508890	69	539510	19	561013	109
506311	64	508925	68	539530	19	561014	109
506321	64	508942	68	539531	19	561024	108
506421	64	508944	68	539805	19	561025	109
506503	64, 100	530610	34	539810	19	561026	109
506762	64	530620	34	539830	19	561100	108
506782	64	530630	34	539831	19	561101	108
506910	64	531210	38	551010	55	561110	108
506912	64	531410	39	551030	55	561200	108
506919	64	531420	39	551162	55	561201	108
506920	64	531430	39	551164	55, 110	561210	108
506921	64	531710	40	552010	54	561300	108
506922	64	531720	40	552030	54	561301	108
506930	64	531730	40	552124	54	561310	108
506934	64	532130	41	552162	54	561610	108
506935	64	532810	42	552164	54, 110	561611	108
506936	64	532820	42	553124	53	561613	108
506942	64	534103	46	553162	53	561614	108
506950	64	534121	44	553164	53, 110	561615	108
506976	64	534141	43	554010	56	562000	109
506978	64	534210	43	554030	56	562010	109
507101	65	534240	43	555010	57	562100	109
507121	65	534410	43	555030	57	569000	112
507122	65	534411	45	555164	57	569001	112
507202	65	534420	43	556115	52	569005	112
507212	65	534421	44	557950	110	569006	112
507222	65	534440	43	557951	110	605000	121
507300	65	534441	43	557952	110	609007	11, 13, 16, 19, 25
507301	65	534600	37	557953	110	609008	19, 25
507311	65	534611	45	558338	58	609104	25
507321	65	534710	43	559011	110	612100	70
507421	65	534711	45	559101	99	612200	70
507503	65, 100	534720	43	559111	99	612300	70
507762	65	534721	44	559501	99	612400	70
507782	65	534740	43	560137	112	622005	123
507910	65	534741	43	560212	111	622010	123
507912	65	534810	43	560215	111	622020	123
507919	65	534811	45	560224	111	629001	123
507920	65	534820	43	560230	111	629002	123
507921	65	534821	44	560300	111	670019	123
507922	65	534840	43	560301	111	670023	123
507930	65	535510	17	560302	111	671030	123
507934	65	535530	17	560303	111	671031	123
507935	65	535580	17	560304	111	675001	123
507936	65	535810	18	560307	111	675002	123
507942	65	535830	18	560308	111	675003	123
507950	65	535880	18	560310	111	675005	123
507976	65	536010	22	560320	111	679001	123
507978	65	536030	22	560901	112	679002	123
508225	68	536330	20	560902	112	679007	123

## PART NUMBER INDEX

PART No.	PAGE	PART No.	PAGE	PART No.	PAGE	PART No.	PAGE
679008	123	689019	107	945552	26, 102		
679009	123	689021	107	945554	26, 102		
679010	123	689022	107	945555	19, 26, 102		
679011	123	689023	107	945556	26		
680300	107	689030	107	945557	26, 102		
680301	107	689031	107	945558	26		
684450	104	689035	107	945565	26, 102		
684451	104	689036	107	945567	26, 102		
684460	104	689037	107	945572	26		
684461	104	689040	107	945590	26		
684464	104	689041	107, 112	945592	26		
684465	104	689042	107, 112	945670	16, 26		
684512	104	689044	107	945681	19, 26, 102		
684514	104	689047	107, 112	945724	25, 26, 102		
684524	104	689048	107, 112	945737	25		
684526	104	689052	107	945738	26		
684527	104	689053	107	950300	11, 26, 47		
684530	104	689090	107	950302	26		
684531	104	689091	107	950303	16, 19, 26, 99, 102		
684951	104	689098	107	950304	26, 47		
685708	106	689099	107	950305	26, 47		
685709	106	689910	107	950306	26, 102		
685710	106	710214	116	950308	26, 102		
685712	106	710297	116	950312	26, 102		
685713	106	710298	116	950318	26, 47		
685715	106	710659	116	950319	26, 47		
685716	106	710710	116	950320	26, 47		
685717	106	730603	121	950321	26		
685718	106	736229	72	950328	26, 47		
685719	106	737946	102	950329	26, 47		
685720	105	737949	102	950352	102		
685721	105	737950	102	950353	99, 102		
685722	105	737952	102	950354	102		
685741	105	737953	102	950355	102		
685742	105	737954	102	950356	102		
685743	105	737955	102	950357	102		
685750	105	737958	102	950358	46		
685751	105	737959	102				
685752	105	737967	101				
685753	105	737972	102				
685754	105	741300	83				
685755	105	741304	83				
685771	105	741306	83				
685772	105	741602	121				
685777	106	741604	46				
685778	106	741605	46				
685974	105	743305	101				
688001	107	753110	46				
688100	107	756200	107				
688300	107	896498	25				
689015	107	896499	25				
689016	107	945513	26				
689017	107	945548	26				
689018	107	945551	26, 99, 102				





**SAMOA INDUSTRIAL, S.A. - HEADQUARTERS**

SPAIN AND EXPORT MARKETS  
POL. IND. PORCEYO, I-14 - CAMINO DEL FONTÁN, 831  
E-33392 GIJÓN (ASTURIAS), SPAIN  
TEL.: +34 985 381 488 - FAX: + 34 985 147 213  
export@samoaindustrial.com - www.samoaindustrial.com

**SAMOA LTD.**

UNITED KINGDOM AND REP. OF IRELAND  
ASTURIAS HOUSE - BARRS FOLD ROAD  
WINGATES INDUSTRIAL PARK  
WESTHOUGHTON, BL5 3XP, UK  
TEL.: +44 1942 850600 - FAX: +44 1942 812160  
sales@samoaltd.uk - www.samoaltd.uk

**SAMOA S.A.R.L.**

FRANCE  
P.A.E.I. DU GIESSEN  
3, RUE DE BRISCHBACH  
67750 SCHERWILLER, FRANCE  
TEL.: +33 3 88 82 79 62 - FAX: +33 3 88 82 77 88  
samoafrance@samoafrance.com - www.samoafrance.com

**SAMOA-HALLBAUER GMBH**

GERMANY AND AUSTRIA  
INDUSTRIESTRASSE, 18  
D-68519 VIERNHEIM, GERMANY  
TEL.: +49 6204 7095-0 - FAX: +49 6204 7095-33  
info@samoahallbauer.de - www.samoahallbauer.de

**SAMSON CORPORATION**

NORTH AMERICA  
ONE SAMSON WAY  
SWANNANOVA, NC 28778, USA  
TEL.: +1 828 686 8511 - FAX: +1 828 686 8533  
info@samsoncorporation.com - www.samsoncorporation.com

**SAMOA CHINA SALES OFFICE**

ROOM 702, RONG GUANG BUSINESS CENTER  
572 KUN MING ROAD, SHANGHAI 200082, P.R. CHINA  
TEL.: +86 21 3319 0210 - FAX: +86 21 5102 7883  
china@samoaindustrial.com

©Copyright, SAMOA INDUSTRIAL, S.A.

SAMOA Industrial, S.A. is an ISO 9001, ISO 14001  
and OHSAS 18001 certified company.

